

2019 JAY FLIGHT WEST



2019 JAY FLIGHT WEST



2
YEAR
WARRANTY



Another great hike!
Summer 1999 - Green Lake

JAY FLIGHT SLX 7



FEATURES:

1. 4 INCH THICK BUNK MATS WITH 300 lb. CAPACITY
2. LED LIGHTING
3. SOLID SURFACE LOOK COUNTERTOPS
4. MICROWAVE
5. 2 BURNER COOKTOP
6. REFRIGERATOR
7. PLEATED SHADES
8. HARDWOOD FRAME CHOCOLATE MAPLE CABINET DOORS

2

4

5

3

6

1

8

7



174BH
WEIGHT: 2,935 lb.
SLEEPS: 5-8

BAJA EDITION PACKAGE (optional)

- 30 lb. propane bottle
- Large freshwater tank (20 gallon in 145RB and 154BH, 30 gallon in all others)
- Flipped axle
- 15 inch Goodyear® off-road tires
- Enclosed underbelly
- Double tread step
- Stabilizer jacks (4)
- Black diamond plate sidewall skirt



175RD (with optional Baja package)

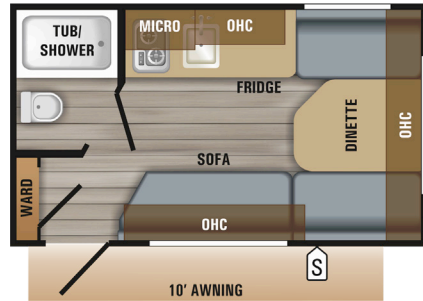


184BS BATHROOM

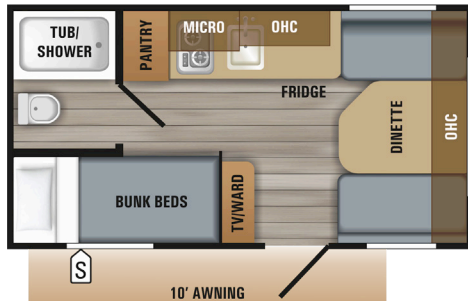


174BH BEDROOM

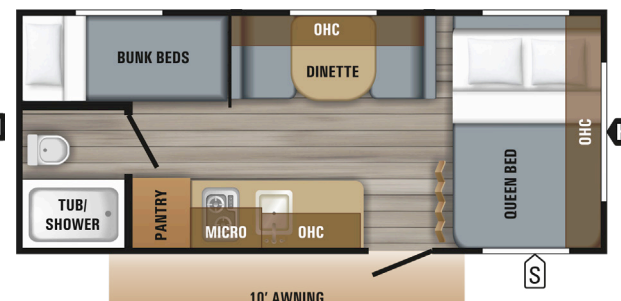
JAY FLIGHT SLX 7 FLOORPLANS



145RB



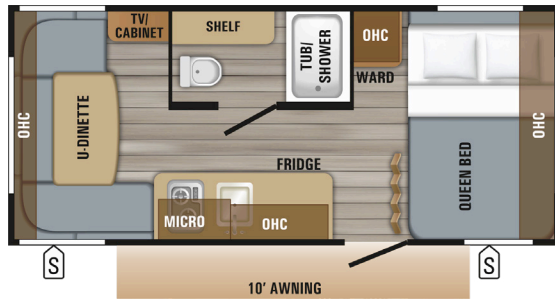
154BH



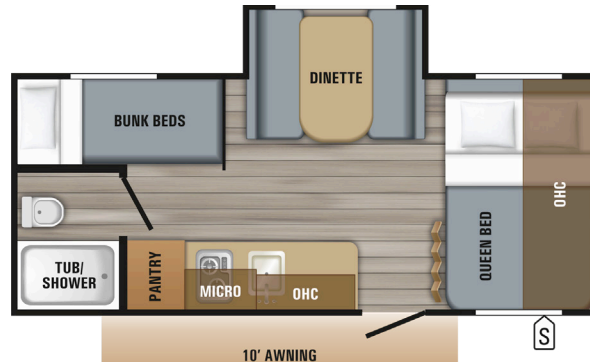
174BH

LEGEND

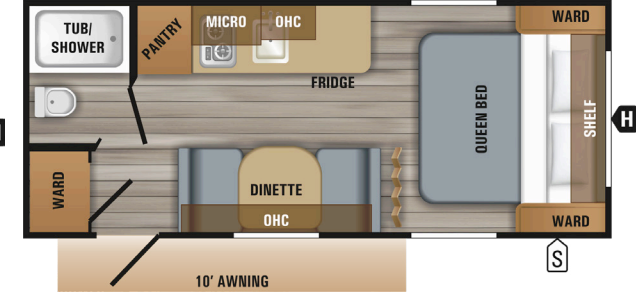
- STORAGE
- TRAILER HITCH
- MICRO MICROWAVE
- OHC OVERHEAD CABINETS
- FRIDGE REFRIGERATOR
- WARD WARDROBE



175RD



184BS



195RB

JAY FLIGHT SLX 7 SPECS

FLOORPLAN	EXTERIOR TRAVEL LENGTH	EXTERIOR WIDTH	EXTERIOR HEIGHT W/AC	INTERIOR HEIGHT	UNLOADED VEHICLE WEIGHT (LBS.)	DRY HITCH WEIGHT (LBS.)	GROSS VEHICLE WEIGHT RATING (LBS.)	CARGO CARRYING CAPACITY (LBS.)	FRESH WATER CAPACITY* (GAL.) (INCLUDES WATER HEATER)	GREY WASTE WATER CAPACITY (GAL.)	BLACK WASTE WATER CAPACITY (GAL.)	SLEEP CAPACITY
145RB	16' 6"	7' 1"	9' 4"	6' 1"	2,380	250	2,995	615	16.0	19.9	19.9	3
154BH	17' 10"	7' 1"	9' 5"	6' 1"	2,520	280	3,250	730	16.0	19.9	19.9	4 - 6
174BH	21' 6"	7' 1"	9' 5"	6' 1"	2,935	305	3,750	815	26.0	19.9	19.9	5 - 8
175RD	20' 7"	7' 1"	9' 6"	6' 1"	2,860	335	3,750	890	26.0	19.9	19.9	3 - 4
184BS	21' 5"	7' 1"	9' 5"	6' 1"	3,210	400	3,950	740	26.0	19.9	19.9	5 - 8
195RB	21' 8"	7' 1"	9' 3"	6' 1"	2,890	265	3,750	860	26.0	19.9	19.9	3 - 4

*The above specs are without the optional Baja Package

Unloaded Vehicle Weight (UVW): Sometimes referred to as "Dry Weight," UVW means the typical weight of this trailer as built at the factory. The UVW, as used in product literature and other promotional materials, does not include cargo, fresh water, propane, options or dealer-installed accessories.

Gross Vehicle Weight Rating (GVWR): GVWR means the maximum permissible weight of the trailer, including the UVW plus personal items, all cargo, fluids, options and dealer-installed accessories. The GVWR is equal to or greater than the sum of the UVW and the CCC.

Cargo Carrying Capacity (CCC): CCC means the maximum weight of personal items, food, fresh water, propane, tools, other cargo and dealer-installed accessories that can be carried by the trailer. CCC is equal to or less than GVWR minus UVW. The addition of options will decrease the CCC.

Hitch Weight (HW): The hitch weight, as used in product literature and other promotional materials, does not include cargo, fresh water, propane gas, options or dealer-installed accessories. The addition of these types of items will either add to or subtract from the stated hitch weight.

It is important for your safety and enjoyment that your tow vehicle be adequately sized and equipped to tow and handle the GVWR of the RV you select. Review weights and rating of your tow vehicle and consult a competent advisor for questions or advice. Whether you are new to RVing or a veteran, get a feel for the performance of your tow vehicle before heading out on the roadways. When you tow an RV, you must drive differently than when you drive a single vehicle. Practice hooking up, driving, backing up and braking in a safe environment or seek out professional instruction. Jayco affixes a weight label to each RV which lists weight information for that vehicle. See specifications chart above.

JAY FLIGHT SLX 8



FEATURES:

1. DECORATIVE SLIDE ROOM LIGHTING*
2. WOOD TRIM WINDOWS
3. PLEATED SHADES
4. LED LIGHTING
5. 4 INCH THICK BUNK MATS – 600 lb. CAPACITY
6. DIAMONDFLOR VINYL FLOORING
7. SHAW RESIDENTIAL CARPET
8. 8 CU. FT. REFRIGERATOR*
9. 3 BURNER COOKTOP WITH OVEN
10. MICROWAVE
11. SOLID SURFACE LOOK COUNTERTOPS
12. HIGH RISE FAUCET WITH PULLOUT SPRAYER*

*Rocky Mountain Edition only



224BHW (with optional Baja Package)

BAJA EDITION PACKAGE (optional)

- 30 lb. propane bottles with cover
- Flipped axle
- 16 inch Goodyear off-road tires
- Triple step

Rocky Mountain Edition (optional)

- 6 gallon gas/electric DSI water heater
- 8 cu. ft. refrigerator
- 2nd fresh water tank – 80 gallon total capacity
- AM/FM/CD/DVD player with HDMI and Bluetooth®
- Bath medicine cabinet
- Decorative slide room lighting
- Deluxe colored metal
- Master bedroom doors in place of curtains (select models)
- Porcelain foot flush toilet
- Pullout kitchen faucet with sprayer
- Sink cover and one rolling drying rack
- Tile look backsplash
- Power tongue jack



287BHSW BATHROOM

JAY FLIGHT SLX 7 STANDARDS AND OPTIONS

STANDARD EXTERIOR EQUIPMENT

3 inch, cambered, steel box tube frame
Fully integrated A-frame
Magnum Truss™ Roof System with seamless DiFlex II material
Large exterior downspouts
Goodyear tires with galvanized steel, impact-resistant wheel wells
Front window with integrated rock guard
30 amp service
20 lb. propane bottle
Exterior cable TV hookup

STANDARD INTERIOR EQUIPMENT

Chocolate Maple cabinet doors
Wardrobe/pantry storage
Seamless solid-surface look kitchen countertops
Acrylic sink
Large 50/50 acrylic kitchen sink
Brushed nickel faucets
Wall-mounted 8,000 BTU A/C
Diamondflor® vinyl flooring
Indoor/outdoor dinette table
Premium multimedia sound system with MP3/iPod input jacks and Bluetooth® connectivity
Digital TV antenna
Marine-grade toilet with foot flush
Shower curtain with curved shower track (select models)
Wood trimmed mirror in bathroom
Queen Simmons® mattress (195RB)
300 lb. rated bunk beds (select models)
4 inch thick bunk mats (select models)

CUSTOMER VALUE PACKAGE (MANDATORY)

Goodyear tires (made in the U.S.A.)
6 gallon gas water heater
Bathroom skylight
Front diamond plate
Pleated window shades
Power awning with LED lights and speakers
Range hood
Stabilizer jacks with sand pads (2)
Water heater bypass
2 burner range
3 cu. ft. refrigerator with temperature controls
Microwave oven
Spare tire with cover
Keyed Alike™ entry and baggage doors
Backup camera prep


BAJA EDITION PACKAGE

30 lb. propane bottle
Large freshwater tank
(20 gallon in 145RB and 154BH, 30 gallon in all others)
Flipped axle
15 inch Goodyear off-road tires
Enclosed underbelly
Double tread step
Stabilizer jacks (4)
Black diamond plate sidewall skirt

OPTIONS

Customer Value Package (MANDATORY)
13,500 BTU, roof-mounted A/C
Queen bedspread (195RB only)

JAY FLIGHT SLX 8 INTERIOR DÉCOR



JAY FLIGHT SLX 8 STANDARDS AND OPTIONS

STANDARD EXTERIOR EQUIPMENT

I-class™ cambered structural steel I-beams
Fully integrated A-frame
Black tank flush
5/8 inch tongue and groove plywood floor decking
Magnum Truss™ Roof System with seamless DiFlex II material
2 sided reflective foil insulation in flush floor slideout floors
13,500 BTU roof-mounted A/C
Galvanized steel, impact-resistant wheel wells
30 amp service
20 lb. propane bottles (2)
Hitch light
Pullout camp kitchen (select models)
Solar prep
Backup camera prep

STANDARD INTERIOR EQUIPMENT

81 inch ceiling height
Chocolate Maple cabinet doors
Wardrobe/pantry storage
Large 50/50 acrylic kitchen sink
Brushed nickel faucets
J-Steel™ jackknife sofa
DiamondFlor® vinyl flooring
Shaw® residential grade carpet (select models)
Premium multimedia sound system with MP3/iPod input jacks and Bluetooth® connectivity
Digital TV antenna
Cable/satellite TV hookup
Residential height plywood bed platforms
Queen bed struts
Marine-grade toilet with foot flush
Tub surround
Shower curtain with curved shower track (select models)
Wood trimmed mirror in bathroom
Queen Simmons® mattress
300 lb. rated bunk beds (select models)
600 lb. rated bunk beds (double bunks only)
Privacy curtains in bunk areas (select models)
4 inch thick bunk mats (select models)
Smoke glass cabinet inserts (select models)

CUSTOMER VALUE PACKAGE (MANDATORY)

6 gallon gas DSI water heater
Bathroom skylight
Pleated window shades
Range hood
Water heater bypass
Hitch light
3 burner range with 9,000 BTU SuperBurner™ and piezo igniter
6 cu. ft. Norcold® refrigerator with temperature controls

Oven
Microwave oven
Front diamond plate
Keyed Alike™ entry and baggage doors
Outside shower
Power awning with speakers and LED lights
Spare tire with cover
Stabilizer jacks (4)

ROCKY MOUNTAIN EDITION (optional)

6 gallon gas/electric DSI water heater
8 cu. ft. refrigerator
2nd fresh water tank – 80 gallon total capacity
AM/FM/CD/DVD player with HDMI and Bluetooth
Bath medicine cabinet
Decorative slide room lighting
Deluxe colored metal
Master bedroom doors in place of curtains (select models)
Porcelain foot flush toilet
Pullout kitchen faucet with sprayer
Sink cover and one rolling drying rack
Tile look backsplash
Power tongue jack

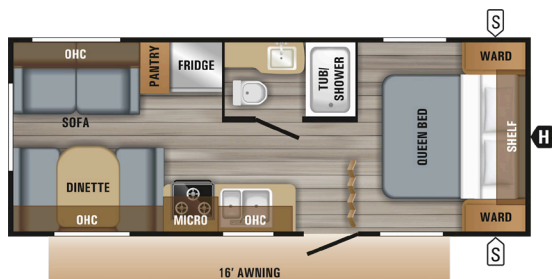
BAJA EDITION PACKAGE (optional)

30 lb. propane bottles (2) with cover
Flipped axle
16 inch Goodyear off-road tires
Triple step

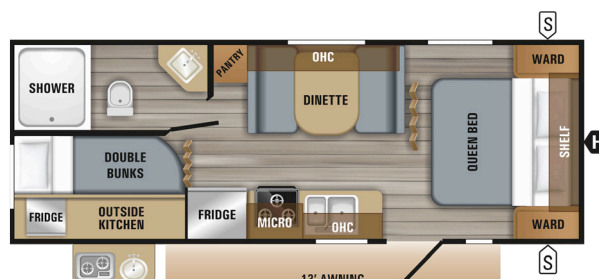
OPTIONS

15,000 BTU roof-mounted A/C
50 amp service (285RLSW, 286BHSW, 287BHSW, and 324BDSW)
Queen bedspread with shams
28 inch LED TV (212QBW, 224BHSW, 232RBW, and 264BHW)
32 inch LED TV (N/A 212QBW, 224BHSW, 232RBW, 264BHW, and 286BHSW)
40 inch LED TV (286BHSW)
Hide-a-bed (267BHSW, 285RLSW, 287BHSW, 286BHSW, and 324BDSW)
Roof ladder
Freestanding table with 4 chairs (244BHSW, 245RLSW, 267BHSW, and 285RLSW)
Exterior bumper-mount grill
Cargo accessory receiver (N/A 212QBW, 224BHW, 232RBW, 264BHW, and 267BHSW)
14 inch Aluminum rims (N/A with Baja Edition Package)
Thermal package: insulated, heated, and enclosed underbelly and reflective foil insulation in main roof and slideout floors
Chil N' Stor (232RBW and 245RLSW)

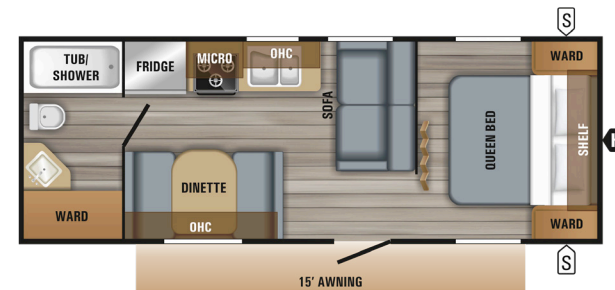
JAY FLIGHT SLX 8 FLOORPLANS



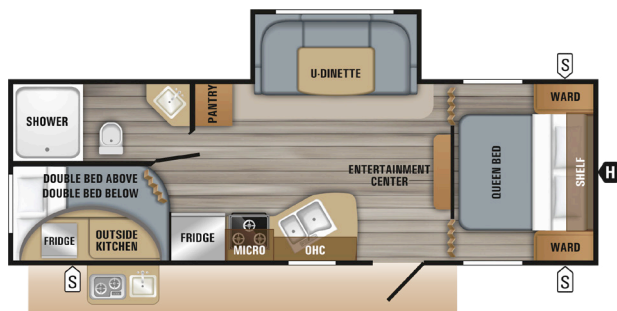
212QBW



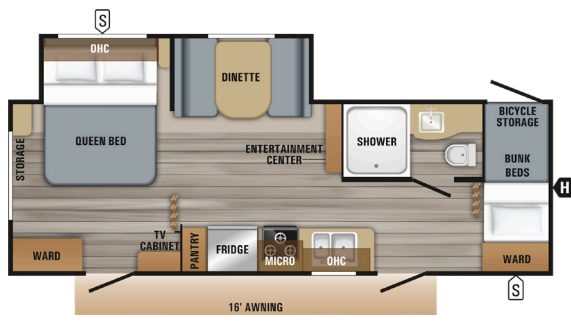
224BHW



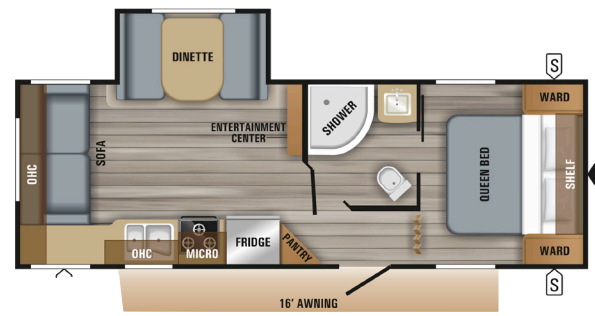
232RBW OPTION: C



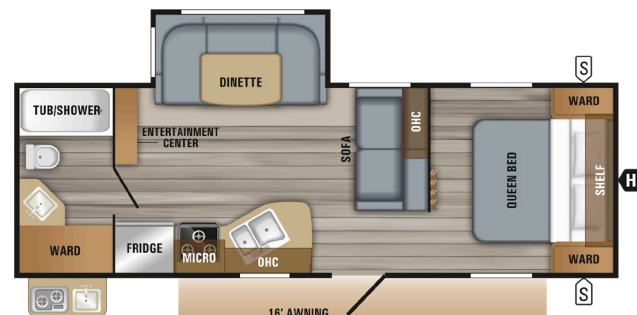
242BHSW



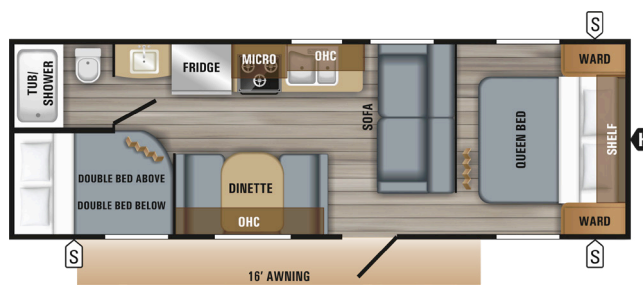
244BHSW OPTION: B



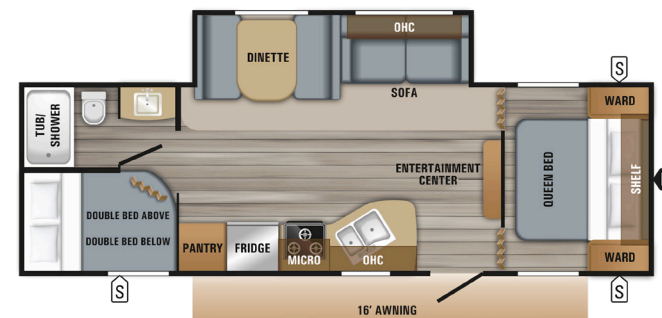
245RLSW OPTIONS: B, C



248RBSW



264BHW



267BHSW OPTIONS: A, B

Unloaded Vehicle Weight (UVW): Sometimes referred to as "Dry Weight," UVW means the typical weight of this trailer as built at the factory. The UVW, as used in product literature and other promotional materials, does not include cargo, fresh water, propane, options or dealer-installed accessories.

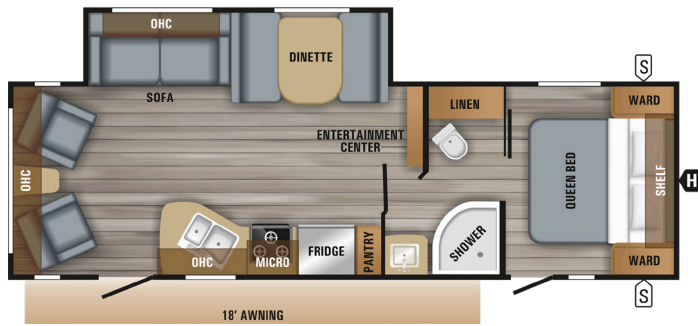
Gross Vehicle Weight Rating (GVWR): GVWR means the maximum permissible weight of the trailer, including the UVW plus personal items, all cargo, fluids, options and dealer-installed accessories. The GVWR is equal to or greater than the sum of the UVW and the CCC. **Cargo Carrying Capacity (CCC):** CCC means the maximum weight of personal items, food, fresh water,

propane, tools, other cargo and dealer-installed accessories that can be carried by the trailer. CCC is equal to or less than GVWR minus UVW. The addition of options will decrease the CCC.

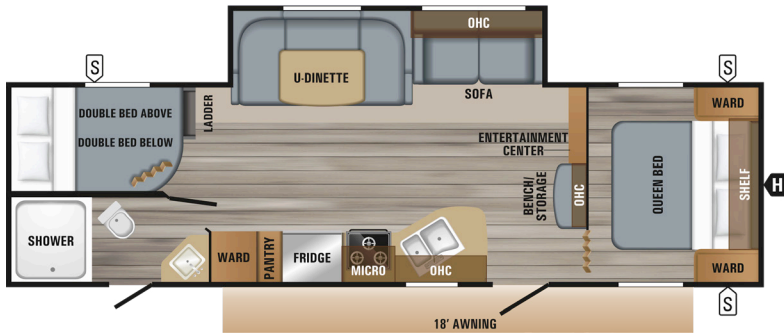
Hitch Weight (HW): The hitch weight, as used in product literature and other promotional materials, does not include cargo, fresh water, propane gas, options or dealer-installed accessories. The addition of these types of items will either add to or subtract from the stated hitch weight.

It is important for your safety and enjoyment that your tow vehicle be adequately sized and equipped to tow and handle the GVWR of the RV you select. Review weights and rating of your tow

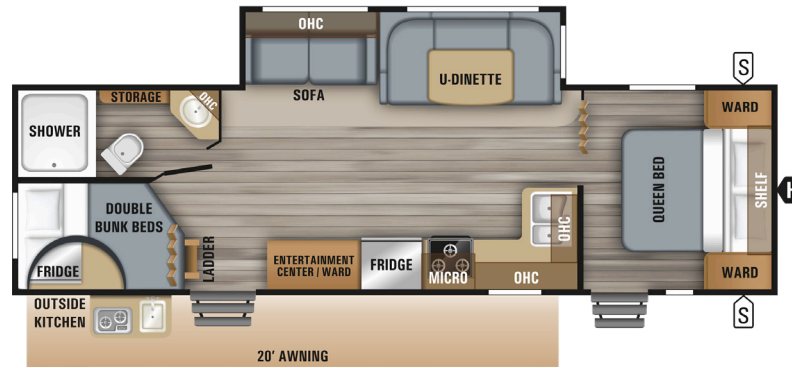
vehicle and consult a competent advisor for questions or advice. Whether you are new to RVing or a veteran, get a feel for the performance of your tow vehicle before heading out on the roadways. When you tow an RV, you must drive differently than when you drive a single vehicle. Practice hooking up, driving, backing up and braking in a safe environment or seek out professional instruction. Jayco affixes a weight label to each RV which lists weight information for that vehicle. See specifications chart below.



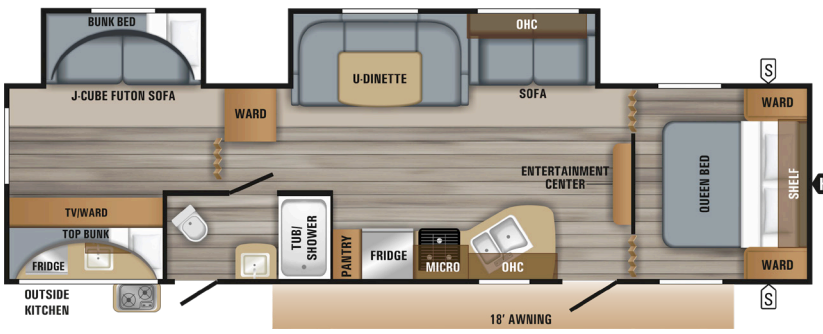
285RLSW OPTIONS: A, B



287BHSW OPTION: A



286BHSW



324BDSW OPTION: A

LEGEND

	STORAGE
	TRAILER HITCH
	BATHROOM SINK
	MEDICINE CABINET
	MICROWAVE
	OVERHEAD CABINETS
	REFRIGERATOR
	WARDROBE

OPTIONS

A



HIDE-A-BED

B



TABLE and
CHAIRS

C



CHIL N' STOR

JAY FLIGHT SLX 8 SPECS

FLOORPLAN	EXTERIOR TRAVEL LENGTH	EXTERIOR WIDTH	EXTERIOR HEIGHT W/AC	INTERIOR HEIGHT	UNLOADED VEHICLE WEIGHT (LBS.)	DRY HITCH WEIGHT (LBS.)	GROSS VEHICLE WEIGHT RATING (LBS.)	CARGO CARRYING CAPACITY (LBS.)	FRESH WATER CAPACITY (GAL.) (INCLUDES WATER HEATER)	GREY WASTE WATER CAPACITY (GAL.)	BLACK WASTE WATER CAPACITY (GAL.)	SLEEP CAPACITY
212QBW	25' 6"	8' 0"	10' 7"	6' 9"	4,135	440	6,000	1,865	48.0	39.0	32.5	4 - 5
224BHW	26' 11"	8' 0"	10' 7"	6' 9"	4,330	445	6,000	1,670	48.0	39.0	39.0	7 - 8
232RBW	27' 2"	8' 0"	10' 6"	6' 9"	4,170	510	6,000	1,830	48.0	39.0	39.0	4 - 5
242BHSW	29' 2"	8' 0"	11' 0"	6' 9"	5,295	615	7,250	1,955	44.0	39.0	39.0	7 - 8
244BHSW	28' 8"	8' 0"	11' 0"	6' 9"	5,350	695	7,500	2,150	44.0	39.0	39.0	5 - 8
245RLSW	29' 0"	8' 0"	11' 1"	6' 9"	5,155	675	7,000	1,845	44.0	39.0	39.0	4 - 5
248RBSW	28' 8"	8' 0"	11' 1"	6' 9"	5,160	565	7,000	1,840	44.0	39.0	39.0	4 - 5
264BHW	29' 2"	8' 0"	10' 6"	6' 9"	4,460	440	6,500	2,040	48.0	39.0	39.0	8 - 9
267BHSW	30' 2"	8' 0"	11' 0"	6' 9"	5,440	660	7,500	2,060	42.0	39.0	39.0	8 - 10
285RLSW	32' 5"	8' 0"	10' 11"	6' 9"	6,160	730	8,250	2,090	44.0	39.0	39.0	4 - 6
286BHSW	TBD	8' 0"	TBD	6' 9"	TBD	TBD	TBD	TBD	TBD	TBD	TBD	8 - 10
287BHSW	33' 5"	8' 0"	11' 1"	6' 9"	5,960	855	8,150	2,190	44.0	39.0	39.0	8 - 10
324BDSW	36' 2"	8' 0"	11' 3"	6' 9"	7,355	850	9,600	2,245	46.0	39.0	39.0	8 - 14

JAY FLIGHT



FEATURES:

1. AM/FM/CD/DV PLAYER WITH MP3 INPUT AND BLUETOOTH
2. SHAW RESIDENTIAL CARPET
3. DECORATIVE LIGHTING
4. INTERIOR LED LIGHTS
5. 8 CU. FT. REFRIGERATOR
6. PLEATED SHADES
7. DIAMONDFLOOR VINYL FLOORING
8. LED TV (OPTIONAL)
9. SOLID SURFACE LOOK COUNTERTOPS

28BHS
 WEIGHT: 6,650 lb.
 DÉCOR: SADDLE
 SLEEPS: 8-10

POPULAR OPTIONS



FIBERGLASS SIDEWALLS WITH FRAMELESS WINDOWS



THERMAL PACKAGE: INSULATED, HEATED AND ENCLOSED UNDERBELLY AND REFLECTIVE FOIL INSULATION IN MAIN ROOF AND SLIDEOUT FLOORS

ELITE PACKAGE (MANDATORY)

- Black tank flush
- Porcelain foot flush toilet
- Second fresh water tank (total 80 gallon capacity)
- Large main entry door grab handle
- Stainless kitchen appliances
- Upgraded kitchen faucet with pullout sprayer
- Kitchen sink covers and rolling drying rack
- Hardwood frame shaker style cabinet doors
- AM/FM/CD/DVD player with MP3 input and Bluetooth and HDMI connectivity
- Solar prep
- Dual USB and 12V charging port
- Deluxe bedspread with pillows
- Simmons mattress



28BHS BATHROOM



34RSBS BEDROOM

JAY FLIGHT STANDARDS AND OPTIONS

STANDARD EXTERIOR EQUIPMENT

I-class™ cambered structural steel I-beams
Fully integrated A-frame
5/8 inch tongue and groove plywood floor decking
Magnum Truss™ Roof System with seamless DiFlex II material
2 sided, reflective foil insulation in flush floor slideout room floors
Large exterior downspouts
30 inch x 72 inch main entrance door
Goodyear tires with galvanized steel, impact-resistant wheel wells
30 amp service
Outside kitchen (standard in 32TSBH and 33RBTS)
Utility lighting system
Front diamond plate
Stabilizer jacks with sand pads (4)
Keyblock exterior TV bracket

STANDARD INTERIOR EQUIPMENT

81 inch ceiling height
Wardrobe/pantry storage
Seamless solid-surface look kitchen countertops
Coat hook by entry door (select models)
3 burner range with 9,000 BTU SuperBurner™ and piezo igniter
Range hood
Decorative dinette and slideout room lighting (SuperSlide models)
Brushed nickel faucets
Vented kitchen window
Hidden switch command/charging center
Backup/security camera prep
J-Steel™ jackknife sofa
Sofa with folding bunk (33RBTS)
DiamondFlor® vinyl flooring
Shaw® residential-grade carpet (select models)
Vented windows in slideout room end walls (SuperSlide models)
Pleated window shades
Glass shower door (select models)
Shower curtain with curved shower track (select models)
Residential height plywood bed platforms

Main bed struts
300 lb. rated bunk beds (select models)
600 lb. rated bunk beds (double bunks)
Privacy curtains in bunk areas (select models)
Vented bunk windows (select models)
4 inch thick bunk mats (select models)
Wooden bedroom doors (select models)
Smoke glass cabinet inserts
LED accent lighting in kitchen
Up/down style dinette table (main booth dinette only)

CUSTOMER VALUE PACKAGE (MANDATORY)

13,500 BTU, roof-mounted A/C
30 lb. propane bottles with cover (2)
6 gallon gas/electric DSI water heater (10 gallon in 38BHDS, 38FDDS)
Bathroom power vent
Bathroom skylight
Cable/satellite TV hookup
Digital TV antenna
Goodyear tires (made in the U.S.A.)
Outside shower
Power tongue jack
Spare tire with cover
Tub surround
Water heater bypass
Power awning with speakers and LED lights
8 cu. ft. refrigerator (18 cu. ft. in 38BHDS, 38FDDS)
Keyed Alike™ entry and baggage doors

ELITE PACKAGE (MANDATORY)

Black tank flush
Porcelain foot flush toilet
Second fresh water tank (total 80 gallon capacity)
Large main entry door grab handle
Stainless kitchen appliances
Upgraded kitchen faucet with pullout sprayer
Kitchen sink covers and rolling drying rack
Hardwood frame shaker style cabinet doors
AM/FM/CD/DVD player with MP3 input and Bluetooth® and HDMI® connectivity
Solar prep
Dual USB and 12V charging port
Deluxe bedspread with pillows
Simmons® mattress

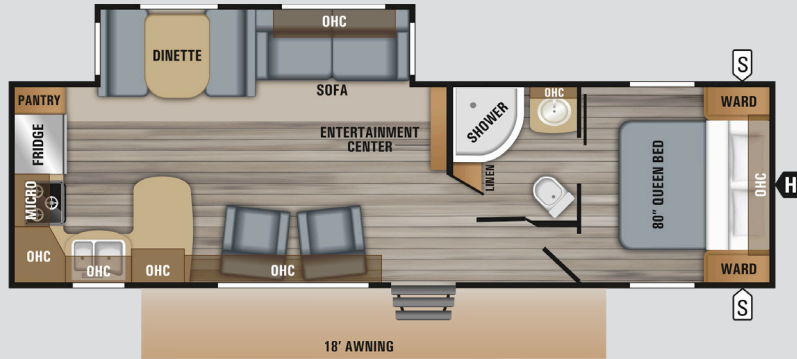
OPTIONS

Customer Value Package (MANDATORY)
Customer Value Package with 15,000 BTU A/C
Elite Package (MANDATORY)
Thermal package: insulated, heated, and enclosed underbelly and reflective foil insulation in main roof and slideout floors
28 inch LED TV (model specific)
32 inch LED TV (model specific)
39 inch LED TV (model specific)
50 inch LED TV (mandatory in 34RSBS)
2nd A/C in bedroom (select models)
50 amp service with second A/C prep (select models) (std. in 34RSBS)
Aluminum rims
Exterior bumper-mount grill
Cargo accessory receiver
Electric stabilizer jacks (4)
Fiberglass sidewalls with frameless windows
Fireplace (33RBTS, 38BHDS) (std on 34RSBS)
Freestanding table with 4 chairs (select models)

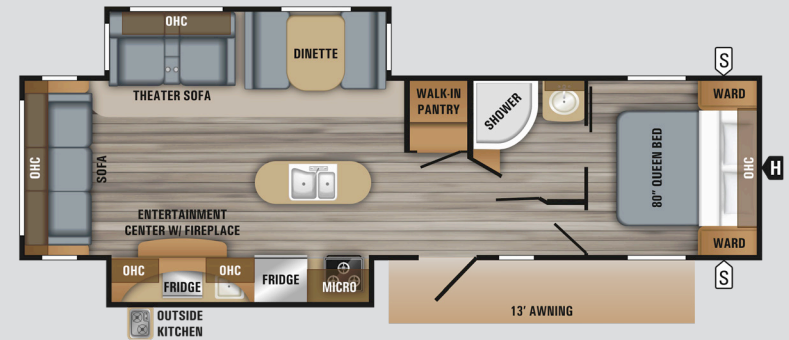
Front quad bunk (38BHDS)
Front queen bed (38BHDS)
Hide-a-bed with LED floor lighting (select models)
King bed (34RSBS, 38BHDS, 38FDDS)
Patio door (29RKS, 29RLDS, 34RSBS) (std on 38BHDS, 38FDDS)
Rear sofa with folding bunk (33RBTS)
Roof ladder
Kitchen skylight with shade
Carpet in living area (34RSBS, 38FDDS)
Carpet in rear bedroom (32TSBH)
Thermal pane, tinted safety glass windows

JAY FLIGHT INTERIOR DÉCOR

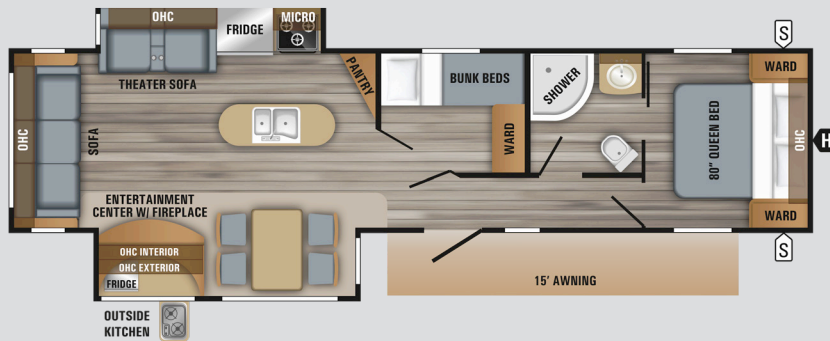




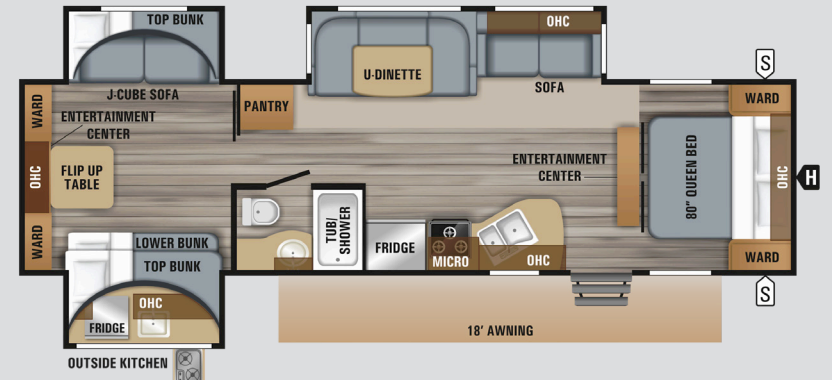
29RKS OPTIONS: A, C, D



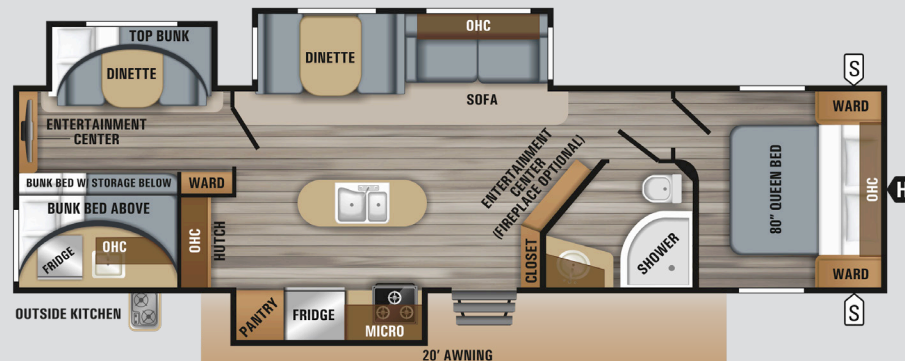
32RLOK OPTIONS: A, C, D



34MBDS OPTIONS: C, D



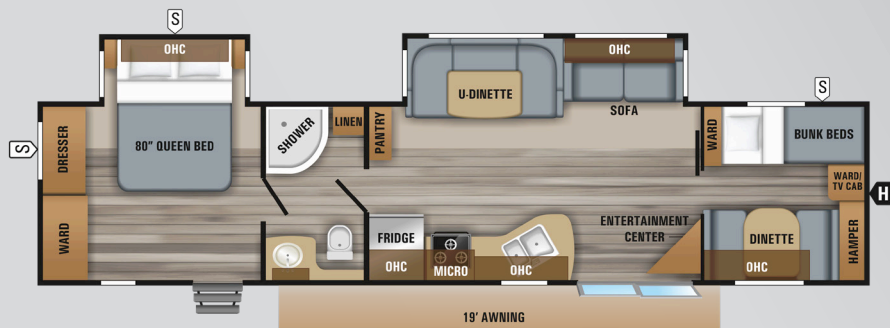
32TSBH OPTION C



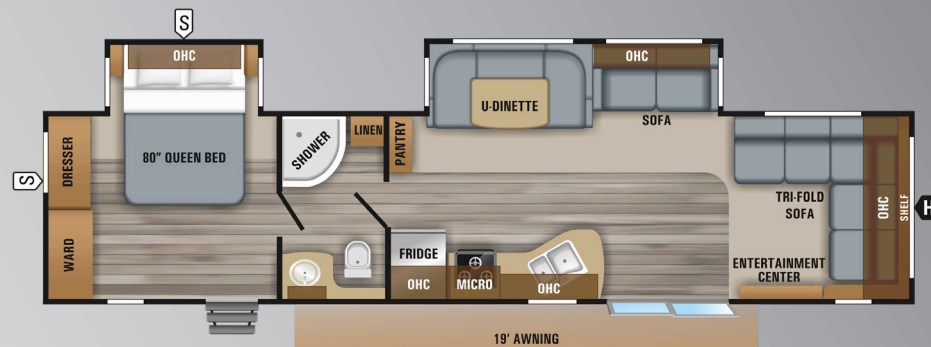
33RBTs OPTIONS: A, C, F



34RSBS OPTIONS: A, C, D, E



38BHDS OPTIONS: B, C, E, G, H


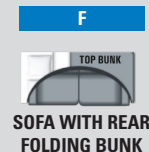


38FDDS OPTIONS: B, C, E

LEGEND

	STORAGE	MICRO	MICROWAVE
	TRAILER HITCH	OHC	OVERHEAD CABINETS
LAV	BATHROOM SINK	FRIDGE	REFRIGERATOR
MED	MEDICINE CABINET	WARD	WARDROBE

OPTIONS



JAY FLIGHT SPECS

FLOORPLAN	EXTERIOR TRAVEL LENGTH	EXTERIOR WIDTH	EXTERIOR HEIGHT W/AC	INTERIOR HEIGHT	UNLOADED VEHICLE WEIGHT (LBS.)	DRY HITCH WEIGHT (LBS.)	GROSS VEHICLE WEIGHT RATING (LBS.)	CARGO CARRYING CAPACITY (LBS.)	FRESH WATER CAPACITY (GAL.) (INCLUDES WATER HEATER)	GREY WASTE WATER CAPACITY (GAL.)	BLACK WASTE WATER CAPACITY (GAL.)	SLEEP CAPACITY
29RKS	33' 9"	8' 0"	11' 3"	6' 9"	6,895	813	9,500	2,605	86.0	78.0*	39.0	4 - 6
31QBDS	35' 10"	8' 0"	11' 3"	6' 9"	7,840	955	10,250	2,410	86.0	41.0*	39.0	7 - 12
32RLOK	TBD	8' 0"	TBD	6' 9"	TBD	TBD	TBD	TBD	TBD	TBD	TBD	TBD
32TSBH	36' 2"	8' 0"	11' 2"	6' 9"	8,625	800	10,950	2,325	86.0	41.0*	39.0	9 - 14
33RBTS	37' 8"	8' 0"	11' 3"	6' 9"	8,690	915	10,950	2,260	86.0	71.5*	39.0	8 - 14
34RSBS	37' 6"	8' 0"	11' 2"	6' 9"	8,835	1,295	11,250	2,415	86.0	78.0*	39.0	4 - 6
38BHDS	40' 4"	8' 0"	11' 3"	6' 9"	8,395	1,130	10,950	2,555	86.0	39.0	39.0	6 - 14
38FDDS	40' 4"	8' 0"	11' 3"	6' 9"	8,280	1,105	10,950	2,670	86.0	39.0	39.0	5 - 8

*Split tanks

Unloaded Vehicle Weight (UVW): Sometimes referred to as "Dry Weight," UVW means the typical weight of this trailer as built at the factory. The UVW, as used in product literature and other promotional materials, does not include cargo, fresh water, propane, options or dealer-installed accessories.

Gross Vehicle Weight Rating (GVWR): GVWR means the maximum permissible weight of the trailer, including the UVW plus personal items, all cargo, fluids, options and dealer-installed accessories. The GVWR is equal to or greater than the sum of the UVW and the CCC.

Cargo Carrying Capacity (CCC): CCC means the maximum weight of personal items, food, fresh water, propane, tools, other cargo and dealer-installed accessories that can be carried by the trailer. CCC is equal to or less than GVWR minus UVW. The addition of options will decrease the CCC.

Hitch Weight (HW): The hitch weight, as used in product literature and other promotional materials, does not include cargo, fresh water, propane gas, options or dealer-installed accessories. The addition of these types of items will either add to or subtract from the stated hitch weight.

It is important for your safety and enjoyment that your tow vehicle be adequately sized and equipped to tow and handle the GVWR of the RV you select. Review weights and rating of your tow vehicle and consult a competent advisor for questions or advice. Whether you are new to RVing or a veteran, get a feel for the performance of your tow vehicle before heading out on the roadways. When you tow an RV, you must drive differently than when you drive a single vehicle. Practice hooking up, driving, backing up and braking in a safe environment or seek out professional instruction. Jayco affixes a weight label to each RV which lists weight information for that vehicle. See specifications chart above.



50 YEARS OF FAMILY FUN!

Founded on the family farm by Lloyd and Bertha Bontrager, Jayco has been a staple in the Middlebury community since 1968. The company logo has become synonymous with quality, integrity and Generations of Family Fun. What started as a 15-employee operation producing camping trailers has grown into a family of over 4,000 employees, spanning four campuses, producing a full line of recreation vehicles. To join the celebration and learn more about Jayco's history, visit www.jayco.com/50th/.

Scan to learn more.



THE
MAGNUM TRUSS™
ROOF SYSTEM
**50 percent
stronger**

JAYCO'S ROOF **vs.** OTHER ROOFS



4,500 POUNDS ON A JAYCO ROOF VS. OTHER ROOFS

GOODYEAR

Featuring Durawall® Technology—
ENGINEERED to help you tow with confidence



MADE IN USA



Meet your Jayco Dealer _____

Travel with Confidence _____

Follow Jayco
#Jayco50



Jayco, Inc. | P.O. Box 460 | Middlebury, IN 46540 © **RVIA** See dealer for further information and prices. All information in this brochure and on www.jayco.com is the latest available at the time of publication approval. Jayco reserves the right to make changes and to discontinue models without notice or obligation. Photography may show optional equipment or props used for decoration purposes only. RVs built for sale in Canada may differ to conform to Canadian codes. JAYCO and the JAYCO BIRD IN FLIGHT are registered trademarks of Jayco, Inc. Printed in USA 25K 7/2018 ©2018 Jayco, Inc. 274878



At Jayco, we build our RVs to handle every adventure, then back them with our industry-leading 2-year limited warranty. We, with support from our select partners, have you covered for **2 camping seasons**. That's **730 days**. You won't find a better warranty in the business, because the only strings we attach are those that deliver the ultimate in reliability. That's the Jayco difference. So go explore. For a copy of our 2-year limited warranty with complete terms and conditions, please contact your local Jayco dealer.