

CHASE



 **ROADTREK**
Your destination awaits

CHASE



 **ROADTREK**
Your destination awaits

CHASE

The image shows the interior of a Chase motorhome. The layout features two rows of seats facing each other, both covered with light-colored, padded cushions. The seats are mounted on a wooden base. To the left, there is a kitchen area with a stainless steel sink and a white countertop. The walls and ceiling are finished with light-colored wood paneling. The ceiling is equipped with several recessed circular lights and a central circular vent. Large windows at the rear of the vehicle provide a view of greenery outside. A black storage cabinet is visible on the right side of the interior.

The twin bed configuration provides an open aisle floorplan allowing for flexibility in sleeping and easy access to rear of the coach.

CHASE



The twin bed configuration provides an open aisle floorplan allowing for flexibility in sleeping and easy access to rear of the coach.



Take in the views while you relax in the spacious front dining area, comfortable enough for two.



Get comfortable in the rear lounge area, equipped with the Froli sleep system and adjustable head rests, a great place to rest, work or dine.



Rear lounge area easily transforms into a sleeping area with a comfortable king size bed.



Take in the views while you relax in the spacious front dining area, comfortable enough for two.



Get comfortable in the rear lounge area, equipped with the Froli sleep system and adjustable head rests, a great place to rest, work or dine.



Rear lounge area easily transforms into a sleeping area with a comfortable king size bed.



The fully equipped kitchen galley offers a two burner propane stove (optional Induction stove shown), stainless steel undermount sink with flush mount cover, gooseneck faucet, flip up counter extension and lots of storage.

Styling Options


Chestnut Brown



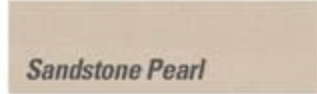
Sterling Pearl



White Sand



Exterior Paint Options





The fully equipped kitchen galley offers a two burner propane stove (optional Induction stove shown), stainless steel undermount sink with flush mount cover, gooseneck faucet, flip up counter extension and lots of storage.

Styling Options

Chestnut Brown




Sterling Pearl



White Sand



Exterior Paint Options



Floor Plans



Interior floor plan daytime.



*Interior floor plan evening with twin bed set up.
(Shown with optional front folding mattress.)*



*Interior floorplan evening with king bed set up.
(Shown with optional front folding mattress.)*

Specifications

Base model	Ram ProMaster 3500 extended van
Travel capacity	Four
Sleeping capacity	Three (with optional folding mattress)
Dining	Front and rear
Engine	3.6L gas, V6, 24 Valve
Batteries	400 AMP Lithium battery system
Exterior length	20' 9" (6,325 mm)
Exterior width (without mirrors)	6' 11" (2,108 mm)
Interior aisle width	29" (737 mm)
Exterior height (with roof AC)	9' 5" (2,870 mm)
Interior standing height	6' 2" (1,880 mm)
Wheelbase	159" (4,039 mm)
Gross vehicle weight rating	9,350 lbs. (4,241 kg)
Occupant & cargo carrying capacity	1,660 lbs (755 kg)

Gross combined weight rating	11,500 lbs. (5,227 kg)
Hitch weight rating¹	3,500 lbs. (1,587 kg)
Tongue weight rating	300 lbs. (136 kg)
Fuel type	Gasoline
Fuel capacity	90.8 L/24 U.S. gal.
Fresh water capacity	140 L/37 U.S. gal.
Black water capacity	32.1 L/8.5 U.S. gal.
Gray water capacity	53 L/14 U.S. gal.
Rear king sleeping maximum	73" x 75" (1,854 mm x 1,905 mm) (width x length)
Rear twin bed sleeping	30" x 75" (762 mm x 1,905 mm) (width x length)
Front single bed sleeping (optional)	33" x 70" (838 mm x 1,778 mm) (width x length)

¹ Actual towing capacity is dependent on your particular load and towing circumstances which includes the GVWR, GAWR and GCWR as well as adequate trailer brakes. Please refer to the Operator's Manual of your vehicle for further towing information.

Floor Plans



Interior floor plan daytime.



*Interior floorplan evening with king bed set up.
(Shown with optional front folding mattress.)*



*Interior floorplan evening with twin bed set up.
(Shown with optional front folding mattress.)*

Specifications

Base model	Ram ProMaster 3500 extended van
Travel capacity	Four
Sleeping capacity	Three (with optional folding mattress)
Dining	Front and rear
Engine	3.6L gas, V6, 24 Valve
Batteries	400 AMP Lithium battery system
Exterior length	20' 9" (6,325 mm)
Exterior width (without mirrors)	6' 11" (2,108 mm)
Interior aisle width	29" (737 mm)
Exterior height (with roof AC)	9' 5" (2,870 mm)
Interior standing height	6' 2" (1,880 mm)
Wheelbase	159" (4,039 mm)
Gross vehicle weight rating	9,350 lbs. (4,241 kg)
Occupant & cargo carrying capacity	1,660 lbs (755 kg)

Gross combined weight rating	11,500 lbs. (5,227 kg)
Hitch weight rating¹	3,500 lbs. (1,587 kg)
Tongue weight rating	300 lbs. (136 kg)
Fuel type	Gasoline
Fuel capacity	90.8 L/24 U.S. gal.
Fresh water capacity	140 L/37 U.S. gal.
Black water capacity	32.1 L/8.5 U.S. gal.
Gray water capacity	53 L/14 U.S. gal.
Rear king sleeping maximum	73" x 75" (1,854 mm x 1,905 mm) (width x length)
Rear twin bed sleeping	30" x 75" (762 mm x 1,905 mm) (width x length)
Front single bed sleeping (optional)	33" x 70" (838 mm x 1,778 mm) (width x length)

¹ Actual towing capacity is dependent on your particular load and towing circumstances which includes the GVWR, GAWR and GCWR as well as adequate trailer brakes. Please refer to the Operator's Manual of your vehicle for further towing information.



Coach Features

	Standard	Optional
Air conditioner – 110V, 11,000 BTU roof mount	X	
Awning – 13' power awning	X	
Bathroom – permanently enclosed with toilet, sink & shower	X	
Batteries – 400 AMP Lithium battery system	X	
Connection – external – 110V / 30 AMP with detachable power cord	X	
Detectors – smoke, propane & CO	X	
Firefly coach control & monitoring system	X	
Furnace – propane automatic 16,000 BTU	X	
Generator – under-hood 280 AMP, 12 V	X	
Lagun table (front and rear mount)		X
Microwave oven – 110V, 20 L/0.7 cu. ft., 700W	X	
Outdoor shower	X	
Power inverter – 12/110V, 3,000W	X	
Propane tank – 22 L/5.9 U.S. gal.	X	
Refrigerator – 5.0 cu.ft AC/DC	X	
Screens – heavy duty magnetic for rear and sliding doors	X	
Sewage disposal system – 12V macerator sewage pump	X	
Sleeping – front of cab with folding mattress		X
Sleeping – rear twin beds with Froli sleep system (converts to king)	X	
Solar – 300 watts	X	
Stove – 110V flush mounted, one burner inductive cooktop		X
Stove – propane; two burner recessed with flush cover & built-in igniter	X	
TV – 24" Smart TV on rotating bracket	X	
Water heater – tankless LP	X	

Now optional



Chassis Features*

	Standard	Optional
Airbags – driver & passenger	X	
Alternator – 220 AMP	X	
Axle – rear 3.86 ratio	X	
Battery – 95 A (800 AMP-CCA)	X	
Blind spot monitoring	X	
Brakes – anti-lock (ABS) four wheel disc	X	
Camera – rearview backup	X	
Climate control	X	
Cruise control	X	
Door step – power side and cab area entry	X	
Engine – 3.6L gas V6, 24 valve	X	
Mirrors – power folding, heated side mirrors	X	
Parking – park sense & rear park assist system	X	
Power – 209 kW/280 HP	X	
Radio – Uconnect 5 infotainment software with Navigation and 10" touch screen, GPS with connected travel & traffic, Bluetooth, AM/FM/SiriusXM/USB/aux, Voice command and steering wheel controls	X	
Receiver – Class III with wiring for trailer lights	X	
Stability program – electronic stability control, Rear park assist, Rearview Auto Dim Digital Display Mirror, Rear cross path detection, blind spot monitoring, Cruise control	X	
Sumo Springs (rear only)		X
Telescopic steering	X	
Tire inflation kit	X	
Tires – LT225/75R16E black wall	X	
Thule accessory pack (bike rack, roof racks & ladder)		X
Torque – 352 Nm/260 lb-ft. @ 6,400 RPM	X	
Transmission – automatic, 9 speed 62 TE	X	
Wheels – 16" aluminum polished	X	
Windows – power front doors	X	

*Chassis features may vary depending on availability. Due to availability at time of printing, 2021 ProMaster chassis was used for photography. Please contact your nearest Roadtrek dealer for more information.

Motorhome Warranty

Two (2) year comprehensive, no mileage limit warranty.

Please contact your nearest Roadtrek dealer for complete coverage details.

Chassis Warranty

5-year/60,000-mile or 100,000-kilometer Gas Powertrain Limited Warranty covering the cost of repairs on all covered powertrain components – engine, transmission and drive system for most new Ram vehicles. 3-year/36,000-mile or 60,000-kilometer Limited Warranty, provides bumper-to-bumper coverage of your vehicle, from the body to the electrical system. Refer to chassis manufacturers' website for details.

Roadtrek reserves the right to make changes at any time, without notice, in colors, materials, equipment, specifications and models. This information is intended as a guide only; please visit www.roadtrek.com for a complete list of specifications and options. Some motorhomes may be shown with equipment that is optional. Accessories shown in the photography are not included.



20 Tyler Street, Cambridge, ON Canada N1T 0E4
519-745-1160
888-ROADTREK (762-3873)

www.roadtrek.com





Coach Features

	Standard	Optional
Air conditioner – 110V, 11,000 BTU roof mount	X	
Awning – 13' power awning	X	
Bathroom – permanently enclosed with toilet, sink & shower	X	
Batteries – 400 AMP Lithium battery system	X	
Connection – external – 110V / 30 AMP with detachable power cord	X	
Detectors – smoke, propane & CO	X	
Firefly coach control & monitoring system	X	
Furnace – propane automatic 16,000 BTU	X	
Generator – under-hood 280 AMP, 12 V	X	
Lagun table (front and rear mount)		X
Microwave oven – 110V, 20 L/0.7 cu. ft., 700W	X	
Outdoor shower	X	
Power inverter – 12/110V, 3,000W	X	
Propane tank – 22 L/5.9 U.S. gal.	X	
Refrigerator – 5.0 cu.ft AC/DC	X	
Screens – heavy duty magnetic for rear and sliding doors	X	
Sewage disposal system – 12V macerator sewage pump	X	
Sleeping – front of cab with folding mattress		X
Sleeping – rear twin beds with Froli sleep system (converts to king)	X	
Solar – 300 watts	X	
Stove – 110V flush mounted, one burner inductive cooktop		X
Stove – propane; two burner recessed with flush cover & built-in igniter	X	
TV – 24" Smart TV on rotating bracket	X	
Water heater – tankless LP	X	

Now optional



Chassis Features*

	Standard	Optional
Airbags – driver & passenger	X	
Alternator – 220 AMP	X	
Axle – rear 3.86 ratio	X	
Battery – 95 A (800 AMP-CCA)	X	
Blind spot monitoring	X	
Brakes – anti-lock (ABS) four wheel disc	X	
Camera – rearview backup	X	
Climate control	X	
Cruise control	X	
Door step – power side and cab area entry	X	
Engine – 3.6L gas V6, 24 valve	X	
Mirrors – power folding, heated side mirrors	X	
Parking – park sense & rear park assist system	X	
Power – 209 kW/280 HP	X	
Radio – Uconnect 5 infotainment software with Navigation and 10" touch screen, GPS with connected travel & traffic, Bluetooth, AM/FM/SiriusXM/USB/aux, Voice command and steering wheel controls	X	
Receiver – Class III with wiring for trailer lights		X
Stability program – electronic stability control, Rear park assist, Rearview Auto Dim Digital Display Mirror, Rear cross path detection, blind spot monitoring, Cruise control	X	
Sumo Springs (rear only)		X
Telescopic steering	X	
Tire inflation kit	X	
Tires – LT225/75R16E black wall	X	
Thule accessory pack (bike rack, roof racks & ladder)		X
Torque – 352 Nm/260 lb-ft. @ 6,400 RPM	X	
Transmission – automatic, 9 speed 62 TE	X	
Wheels – 16" aluminum polished	X	
Windows – power front doors	X	

*Chassis features may vary depending on availability. Due to availability at time of printing, 2021 ProMaster chassis was used for photography. Please contact your nearest Roadtrek dealer for more information.

Motorhome Warranty

Two (2) year comprehensive, no mileage limit warranty.

Please contact your nearest Roadtrek dealer for complete coverage details.

Chassis Warranty

5-year/60,000-mile or 100,000-kilometer Gas Powertrain Limited Warranty covering the cost of repairs on all covered powertrain components – engine, transmission and drive system for most new Ram vehicles. 3-year/36,000-mile or 60,000-kilometer Limited Warranty, provides bumper-to-bumper coverage of your vehicle, from the body to the electrical system. Refer to chassis manufacturers' website for details.

Roadtrek reserves the right to make changes at any time, without notice, in colors, materials, equipment, specifications and models. This information is intended as a guide only; please visit www.roadtrek.com for a complete list of specifications and options. Some motorhomes may be shown with equipment that is optional. Accessories shown in the photography are not included.



20 Tyler Street, Cambridge, ON Canada N1T 0E4
519-745-1160
888-ROADTREK (762-3873)

www.roadtrek.com

