

SS AGILE



 **ROADTREK**
Your destination awaits

SS AGILE



Play, eat or work in the front seating area that is comfortable and roomy enough for two.



Rear lounge area is a comfortable place to sit, dine or relax and offers seating for up to three passengers.



Kitchen galley features a 3.1 cu.ft. refrigerator with freezer, convection microwave, stainless steel sink and two-burner propane stove.



Rear lounge area easily transforms into a sleeping area with a comfortable king size bed.




Escape to your next destination with the open concept design, full amenities and all the conveniences of home.

Styling Options

Autumn Cherry




Magnolia Cream




Sterling Pearl



OR



Exterior Paint Options



Floor Plans



Interior floor plan daytime.



*Interior floor plan evening.
(With optional front folding mattress.)*

Specifications

Base model	Mercedes Sprinter 2500	Gross combined weight rating	13,550 lbs. (6,146 kg)
Travel capacity	Five	Towing – tow weight	5,000 lbs. (2,268 kg)
Sleeping capacity	Three (with optional folding mattress)	Towing – tongue weight	500 lbs. (227 kg)
Dining	Front and rear	Fuel type	Diesel
Engine	3.0L CRD V6 turbo diesel BlueTec®	Fuel capacity	92.7 L/24.5 U.S. gal.
Batteries	400 AMP Lithium battery system	Fresh water capacity	113 L/30 U.S. gal.
Water heater	Tankless LP	Black water capacity	38 L/10 U.S. gal.
Exterior length	19' 5" (5,910 mm)	Gray water capacity	76 L/20 U.S. gal.
Exterior width (without mirrors)	6' 8" (2,025 mm)	Rear king sleeping maximum	69" x 76" (1,750 mm x 1,930 mm) (width x length)
Interior aisle width	28" (710 mm)	Rear twin bed sleeping	25" x 76" (635 mm x 1,930 mm) (width x length)
Exterior height (with roof AC)	9' 9" (2,972 mm)		
Interior standing height	6' 3" (1,910 mm)		
Wheelbase	144" (3,665 mm)		
Gross vehicle weight rating	8,550 lbs. (3,878 kg)		
Occupant & cargo carrying capacity	1,500 lbs. (680 kg)		

SS AGILE

Coach Features

	Standard	Optional
Air conditioner – 110V, 11,000 BTU roof mount	X	
Awning – 9' 10" power awning	X	
Bathroom – permanently enclosed with toilet and shower	X	
Batteries – 400 AMP Lithium battery system	X	
Connection – external – 110V / 30 AMP with detachable power cord	X	
Detectors – smoke, propane & CO	X	
Firefly coach control & monitoring system	X	
Furnace – propane automatic 16,000 BTU	X	
Generator – under-hood 280 AMP, 12 V	X	
Microwave oven – 110V convection, 28 L/1.0 cu. ft.	X	
Outdoor Shower	X	
Propane tank – 60 L/16 U.S. gal., 70 lbs.	X	
Rear power sofa – forward facing	X	
Refrigerator – 12V/110V compressor driven, 3.1 cu. ft.	X	
Screens – heavy duty magnetic for rear and sliding doors	X	
Sewage disposal system – 12V macerator sewage pump	X	
Sleeping – front of cab with folding mattress		X
Solar – 330 watts	X	
Stove – 110V flush mounted, one burner inductive cooktop		X
Stove – propane; two burner recessed with flush cover & built-in igniter	X	
TV – 24" Smart TV on rotating bracket	X	
Water heater – tankless LP	X	
Water system – on demand 12V with water pump	X	

Chassis Features*

	Standard	Optional
Airbags – driver, passenger & thorax	X	
Alternator – 14V/220 AMP	X	
Assistance – active brake, active distance, active lane keeping, assist attention, blind spot, traffic sign, high beam	X	
Axle – rear 3.92 (USA) 4.18 (CAN) ratio	X	
Battery – 760 AMP	X	
Brakes – anti-lock (ABS) four wheel disc	X	
Camera – rearview backup	X	
Climate control – electronic	X	
Comfort – lumbar support, comfort headrest, adjustable swivel cab seating	X	
Cruise control	X	
Engine – 3.0 L CRD V6 turbo diesel BlueTec®	X	
Headlights – automatic on/off	X	
Power – 120 kW/188 HP	X	
Radio – satellite radio, GPS navigation, 10.25" multi-media system screen	X	
Receiver – Class III	X	
Seats – heated front driver & passenger	X	
Sliding door – powered		
Stability program – adaptive (accounts for load)	X	
Theft deterrent system	X	
Tilt steering	X	
Tires – LT245/75R16E black wall	X	
Torque – 359 Nm/ 325 lb. ft	X	
Traction control	X	
Transmission – automatic, 7-speed heavy duty	X	
Wheels – 16" aluminum polished	X	
Window operation – power, front doors only	X	
Wiring harness for towing – E40 wire harness & 7 pin connector	X	
4 x 4 – on demand all wheel drive		X

*Chassis features may vary depending on availability. Please contact your nearest Roadtrek dealer for complete details.

Motorhome Warranty

Two (2) year comprehensive, no mileage limit warranty.

Please contact your nearest Roadtrek dealer for complete coverage details.

Chassis Warranty

3-year/36,000-mile or 60,000-kilometer Base Limited Warranty and 5-year/100,000-mile or 160,000-kilometer Limited Diesel Engine Components Warranty as offered by Mercedes. Refer to chassis manufacturers' website for details.

Roadtrek reserves the right to make changes at any time, without notice, in colors, materials, equipment, specifications and models. This information is intended as a guide only; please visit www.roadtrek.com for a complete list of specifications and options. Some motorhomes may be shown with equipment that is optional. Accessories shown in the photography are not included.



20 Tyler Street, Cambridge, ON Canada N1T 0E4
519-745-1160
888-ROADTREK (762-3873)

www.roadtrek.com



/roadtrekinc



/roadtrekmotorhomes



/roadtrekinc



/roadtrekinc