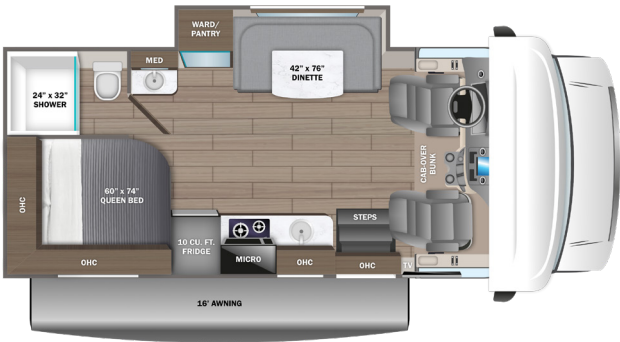


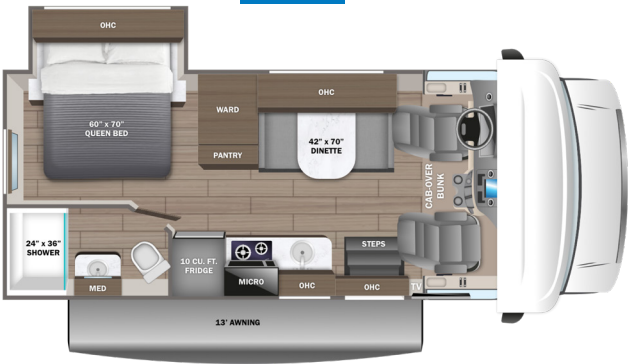
2026 REDHAWK SE



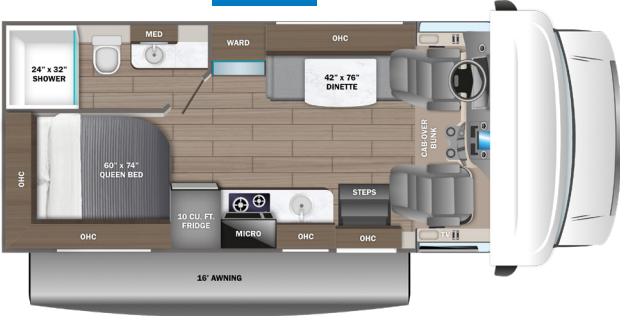
22A, 22AF



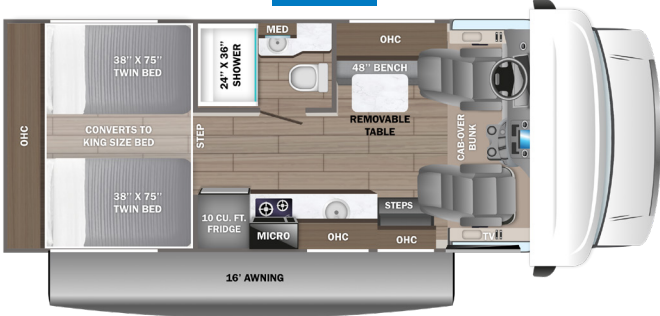
22C, 22CF



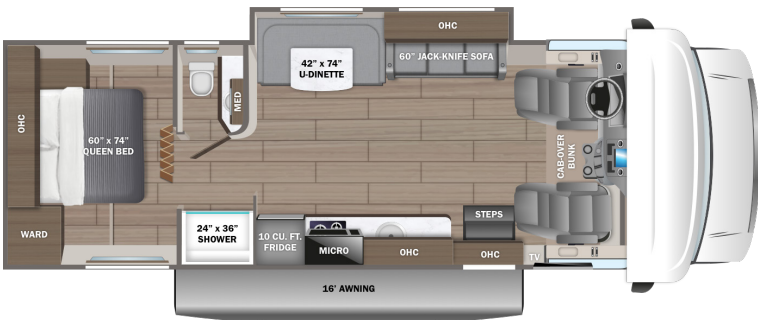
22E/22EF



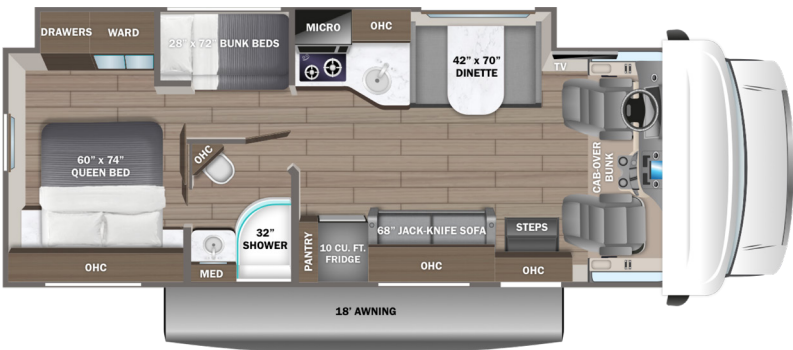
22T/22TF



29KF



31FF



EXTERIOR



Standard Graphics Package

STANDARDS & OPTIONS

CUSTOMER VALUE PACKAGE

One-piece, seamless, fiberglass front cap
Electric patio awning
Heated holding tanks (12V pads)
Black holding tank sprayer
Backup camera
LED HD Smart TV

DRIVING

Chassis Equipment for 22A, 22C, 22E, 22T

Chevy® 4500 chassis
GVWR- 14,200 lb.
GCWR- 20,000 lb.
6.6L Vortec V8 401 HP engine with 464 ft.-lb. torque
Hydra-matic 6-speed automatic transmission with overdrive
150-amp alternator
StabiliTrak stability control system
5,000 lb. hitch with 500 lb. tongue capacity and 7-pin plug

Chassis Equipment for 22AF, 22CF, 22EF, 22TF

Ford® E-350 chassis
GVWR- 12,500 lb.
GCWR- 18,500 lb.
7.3L V-8 325 HP engine with 450 ft.-lb. torque
6-speed TorqShift® series transmission with overdrive
210-amp alternator
Tire pressure monitoring system (TPMS)
Catalytic converter theft deterrent
Electronic stability control
Traction control
5,000 lb. hitch with 500 lb. tongue capacity and 7-pin plug

Chassis Equipment for 29KF, 31FF

Ford® E-450 chassis
GVWR: 14,500
GCWR: 22,000
7.3L V-8 325HP engine with 450 ft.-lb. torque
6-speed TorqShift® series transmission with overdrive
210-amp alternator
Tire pressure monitoring system (TPMS)
Catalytic converter theft deterrent
Electronic stability control

Traction control
7,500 lb. hitch with 750 lb. tongue capacity and 7-pin plug

Driving Equipment on All Floorplans

E-rated highway tires- LT225/75R16
12V chassis battery
Power anti-lock brakes with power steering
Remote-controlled, side-view mirrors
Hill start assist
Tilt steering wheel
Cruise control
Power windows and door locks
Auxiliary start switch
Driver and passenger airbags
Privacy curtain for cab area

EXTERIOR

StrongholdVBL™ roof, floor and sidewalls
Bead-foam insulation (R-24 max roof, R-9 max floor, R-5 max walls)
Tufflex™ PVC laminated roof
Aluminum running boards
Fiberglass exterior walls with vinyl graphics
Entrance door with industry's largest travel-view window
Electric-powered entrance step with integrated house battery compartment
Third brake light
Cable TV hookup with RG-6 coax
Digital antenna with signal booster
4,000W generator
Solar prep
12V house battery
Transfer switch with reverse polarity protection
30-amp electrical service
12.2 gal. propane tank (41 lb.)
LP quick-connect hookup
Exterior utility center
Winterization drain system
Outside shower
12V demand water pump
Water filtration system

INTERIOR

Overhead bunk with 750 lb. capacity
84 in. ceiling height
High-intensity, recessed LED ceiling lights
Ball-bearing drawer guides
Interior entrance door grab handle
Interior command center
Pleated blackout shades
13,500 BTU ducted A/C
30,000 BTU auto-ignition furnace
6 gal. gas/electric DSI auto-ignition water heater
42 in. x 76 in. U-shaped dinette (22A, 22AF, 22E, 22EF)
Jayco-exclusive, easy-operation legless dinette table (22C, 22CF, 29KF, 31FF)
48 in. dinette bench with removable table (22T, 22TF)
2-point lap safety belts in all designated seating locations
10 cu. ft. 12V refrigerator
2-burner cooktop with flush cover
Convection microwave oven
Stainless steel kitchen sink
Shower with decorative ABS surround
Stainless steel bathroom sink
Toilet with foot flush
Queen-size bed with bedspread (22A, 22AF, 22C, 22CF, 22E, 22EF, 29KF, 31FF)
(2) twin-size beds with filler cushion convert to king-size bed (22T, 22TF)
Bunks with industry-exclusive 300 lb. capacity each (31FF)
Large wardrobes (select models)
Smoke alarm
Carbon monoxide detector
Fire extinguisher

OPTIONS

Automatic hydraulic leveling jacks
200W solar panel with dual controller and second house battery

| | FLOORPLAN | GVWR (lbs.) | GCWR (lbs.) | WHEEL BASE | OVERALL LENGTH | EXTERIOR HEIGHT WITH SATELLITE AND A/C | EXTERIOR WIDTH | INTERIOR HEIGHT | FRESH WATER CAPACITY (gal.) | GRAY WASTE WATER CAPACITY (gal.) | BLACK WASTE WATER CAPACITY (gal.) |
|-------|-----------|-------------|-------------|------------|----------------|--|----------------|-----------------|-----------------------------|----------------------------------|-----------------------------------|
| CHEVY | 22A | 14,200 | 20,000 | 159" | 25' 4" | 11' 6" | 100" | 84" | 44 | 40 | 32 |
| | 22C | 14,200 | 20,000 | 159" | 25' 4" | 11' 6" | 100" | 84" | 44 | 40 | 31 |
| | 22E | 14,200 | 20,000 | 159" | 25' 4" | 11' 6" | 100" | 84" | 44 | 40 | 31 |
| | 22T | 14,200 | 20,000 | 159" | 25' 4" | 11' 6" | 100" | 84" | 44 | 40 | 31 |
| FORD | 22AF | 12,500 | 8,500 | 158" | 24' 9" | 11' 6" | 100" | 84" | 44 | 40 | 32 |
| | 22CF | 12,500 | 18,500 | 158" | 24' 9" | 11' 6" | 100" | 84" | 44 | 40 | 31 |
| | 22EF | 12,500 | 18,500 | 158" | 24' 9" | 11' 6" | 100" | 84" | 44 | 41 | 31 |
| | 22TF | 12,500 | 18,500 | 158" | 24' 9" | 11' 6" | 100" | 84" | 44 | 41 | 31 |
| | 29KF | 14,500 | 22,000 | 223" | 32' 7" | 11' 6" | 100" | 84" | 47 | 41 | 31 |
| | 31FF | 14,500 | 22,000 | 223" | 32' 7" | 11' 6" | 100" | 84" | 47 | 41 | 31 |

Meet your Jayco Dealer



Scan QR code for specification definitions

Some specs at the time of print may include estimates. For the most updated information, please visit Jayco.com

Jayco Inc. | P.O. Box 460 | Middlebury, IN 46540

See dealer for further information and prices. All information in this brochure and on www.jayco.com is the latest available at the time of publication approval. Jayco reserves the right to make changes and to discontinue models without notice or obligation. Photography may show optional equipment or props used for decoration purposes only. RVs built for sale in Canada may differ to conform to Canadian codes. JAYCO and the JAYCO BIRD IN FLIGHT are registered trademarks of Jayco, Inc. Printed in USA 8/25 ©2025 Jayco, Inc. 2033086

Jayco - Part of Jayco Family of Companies

