

INTRODUCING **SUNFLYER | SUNCRUISER**

A fresh take on Class C comfort.

The all-new Sunflyer® and Suncruiser® bring a modern feel to Class C travel. They're easy to drive, simple to settle into, and designed with everyday comfort in mind. With multi-functional features and four flexible floorplans, they're built to fit your life on the road.



Modern Design

- **Bright, open interiors and new exterior graphics** that will turn heads wherever you go.
- **Seamless styling and finishes** create a calm, cohesive experience with a modern touch.
- **Flexible floorplans** with options like a rear slideout, space-saving Murphy+ bed, theater seating, or gear garage so you can choose the best fit for your needs.

Comforts That Keep Customers Coming Back

- **Best-in-class kitchen** with unique features like a coffee bar (28MB) and upgraded appliances including a combination convection microwave/air fryer for a home-like cooking experience.
- **Optimized storage solutions** including modular compartments, convenient cabinetry, and a spacious gear garage for bikes and other outdoor gear (24GG).
- **Thermo-Panel sidewalls** with steel reinforcement for added strength, insulation, and safety.

Easy to Drive & Set Up

- **Automotive cockpits** with intuitive controls and a smooth, quiet ride.
- **Centralized touchscreen panel** for climate control, tank and electrical monitoring, and generator management—all in one place.
- **Automatic generator start & transfer switch** so you don't need to leave the comfort of your unit to power it on.
- **Load-shedding system** that automatically manages electrical loads to prevent overloads and maintain system stability.
- **Solar prep & optional solar package** for off-grid travel with eco-friendly energy options and reduced dependency on external power sources.

FLOORPLANS

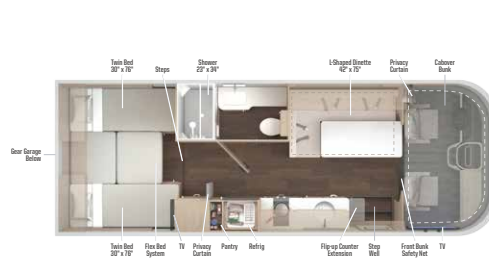
Note: Dashed lines denote sleeping areas. Floorplans are representations only and are subject to change. Please contact your Winnebago dealer for more information.



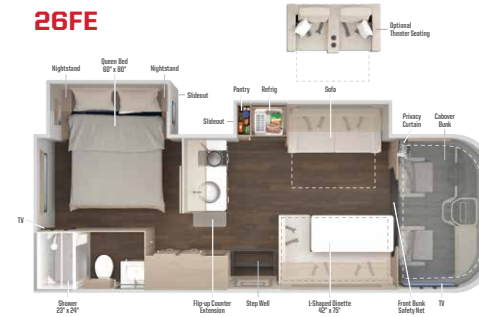
22RS



24GG



26FE



28MB



WEIGHTS & MEASURES

	22RS	24GG	26FE	28MB
Length	25'2"	27'1"	28'3"	29'9"
Exterior Height	11'3"	11'2"	11'3"	11'2"
Exterior Width	8'5.5"	8'5.5"	8'5.5"	8'5.5"
Awning Length	13'	13'	17'	17'
Interior Height	6'10"	6'10"	6'10"	6'10"
Interior Width	8'	8'	8'	8'
Freshwater Tank Capacity (gal.)	44	52	44	41
Water Heater Capacity (gal.)	6	6	6	6
Holding Tank Capacity - Black (gal.)	40	41	40	40
Holding Tank Capacity - Gray (gal.)	41	42	41	41
Fuel Capacity (gal.)	55	55	55	55
GCWR (lbs.)	18,500/22,000*	22,000	22,000	22,000
GVWR (lbs.)	12,500/14,500*	14,500	14,500	14,500
GAWR - Front (lbs.)	5,000	5,000	5,000	5,000
GAWR - Rear (lbs.)	8,500/9,600*	9,600	9,600	9,600
Wheelbase	158	190	190	200
Sleeps	6	6	6	6

*Ford E-350/Ford E-450

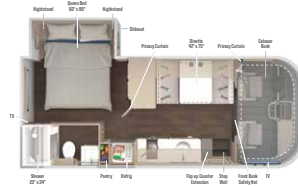
Winnebago's® continuing program of product improvement makes specifications, equipment, model availability, and prices subject to change without notice. Published content reflects the most current product information at the time of printing. Please consult your Winnebago dealer for individual coach features and specifications.



ALL THE STYLE. NONE OF THE STRESS.

With fresh design, thoughtful simplicity, and legendary Winnebago craftsmanship, the Sunflyer and Suncruiser deliver effortless comfort and confidence on the road at a price that puts adventure within reach.

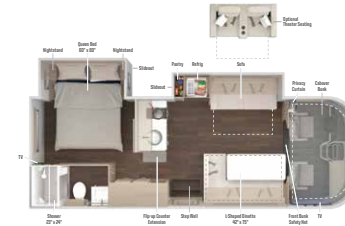
SUNFLYER & SUNCRUISER TRIM PACKAGES



22RS



24GG



26FE



28MB

FEATURES

Ford® E350
Ford® E450
TV - Bedroom
Seats - Driver/Passenger - Leatherette
Solar Panel/Battery Charger
Window Exch.-Dual Glazed, Thermo-Ins.
Electric Stabilizing Jacks
Hydraulic Leveling Jacks
2nd A/C

S	SE	LE	LX
✓	✓		
		✓	✓
	✓	✓	✓
	✓	✓	✓
	✓		✓
	✓		✓

SE	LE
✓	✓
✓	✓
✓	✓
✓	✓
	✓

SE	LE	LX
✓	✓	✓
✓	✓	✓
✓	✓	✓
	✓	✓
	✓	✓
	✓	✓

SE	LE	LX
✓	✓	✓
✓	✓	✓
✓	✓	✓
	✓	✓
	✓	✓
	✓	✓

BASE (S) SELECT (SE) ENHANCED (LE) PREMIUM (LX)


EXTERIOR

ESCAPE



DECOR

ABODE



MARINA



*Additional decor configurations available for Abode and Marina based on floorplan and options selected.