

2012

Access | Access

PREMIER



Access Premier
Woodland
Full-Body Paint





On the cover: Access **31C** Mojave Deluxe Graphics
Access Premier **31CP** Woodland Full-Body Paint



SMARTSPACE™



26QP Stone Manor with Coffee-Glazed Vienna Maple



31CP Fairfax with Forest Cherry

The Fun Starts Here

Nothing says fun like a Winnebago® motor home and it all starts with the versatile, family-friendly Winnebago Access.® Choose from five full-featured models, each manufactured with the legendary construction quality and SmartSpace™ functionality you expect from Winnebago Industries. With more than fifty years of design innovation and quality, you can hit the road knowing you're backed by the best-built and most recognized name in motor homes.

RVing is all about the destination, and the destination is just that much better when you

have an available entertainment center with 32" LCD TV (26" LCD TV 26Q/26QP), DVD player and 5-speaker home theater sound system to enjoy in the comfort of your Access. You will appreciate the lower entrance door that eliminates the need for an auxiliary step and large side and rear compartments that make life in and out of the Access that much better. And for even more amenities and a bolder look, step up to the available Access Premier Package. The road is calling. Take the next step in a 2012 Winnebago Access.

Why Access/Access Premier?

- 5 Floorplans
- Available Premier Upgrade Package (NA24V)
- Increased interior and exterior storage
- MCD American roller shades
- Easy-care vinyl flooring throughout
- Rear bunk beds (31J/31JP)
- Large rear trunk with recessed storage compartments (26P/26QP, 31C/31CP, 31R/31RP)



Recognized Quality The RV Dealers Association bestows its annual Quality Circle Award based on dealer ratings to the manufacturers that provide exceptional products, service and support. Only one manufacturer has received this honor for fifteen consecutive years: Winnebago Industries.®

Made to Order

A benefit of owning your own motor home is being able to make the meals you want, when you want. The full-featured galley in the Access makes this possible by offering a range with your choice of storage or an oven below, a vented range hood fan and a microwave oven. Upgrade to the microwave/convection oven for even more cooking options. The two-door refrigerator/freezer provides plenty of cold storage while full-extension drawer slides create the extra space you need for all of your cooking utensils.

With five models, there are sleeping configurations to fit most any family. All models come standard with a queen-size bed while larger families may choose the 31J/31JP with its standard rear bunk beds. The bedroom gets even better when you add the 19" DC, LCD TV (NA 24V) and the available twin 8.5" LCD/DVD player/headphone package for the bunk beds.



All-In-One When evening fun is over, pack everything into the bench seat, then make the BenchMark® full-comfort dinette into a bed for a great night's sleep. BenchMark is only available with the Access Premier Package.



Best in Class

See how Winnebago Industries takes motor home design and function to the next level, and why we've earned the right to be called the Most Recognized Name in Motor Homes.®



SmartStorage™
The large rear storage area features recessed compartments with a drain plug so you can store wet gear or keep drinks on ice (26Q/26QP, 31C/31CP, 31R/31RP).



2012 Access Premier

Sometimes you just want a little bit extra. For those more discerning motor home enthusiasts, we present the Access Premier. The available feature package offers additional upscale amenities and a bold look that is sure to get noticed. Take your Access to the next level with the Access Premier package.



Foresight The available Exterior Wash Station keeps the mess outside. Rinse off sandy shoes or your pets before entering your motor home.



Versatility All sofa beds are not created equal. The *Comfort Sofa Sleeper* is wrapped in durable Ultraleather, easily converts to a bed, and has a self-inflating mattress so cozy, your guests won't want to leave. (26Q/26QP, 31C/31CP)



Convenience
The *Slideout Battery Tray* gives you easy access to the house batteries.



Let There Be Light With our smoothly retracting *MCD American Duo® Solar/Blackout Roller Shades* you can control just how much light and privacy you want—no matter the time of day (available on Access, standard on Access Premier). *MCD American Solo® Blackout Shades* come standard on the Access.



Multi-Functionality
The *Rear Compartment Cover* provides packing flexibility and, when removed, it folds out into a table for an instant picnic (26Q/26QP, 31C/31CP, 31R/31RP).

Optional on Access Standard on Access Premier Optional on Access Premier

Exterior Features

Full fiberglass front cap		■
Fiberglass running boards w/wheel lips		■
Four available full-body paint packages		■
Electric exterior mirrors	■	■
Electric patio awning	■	■
Stainless steel wheel liners	■	■
Deluxe graphics package	■	■

Interior Features

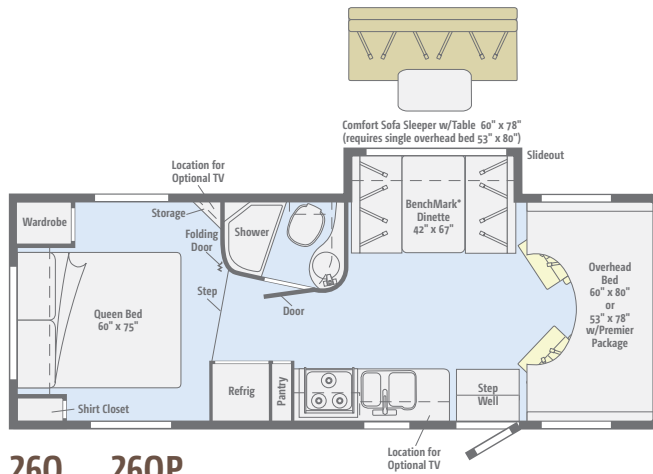
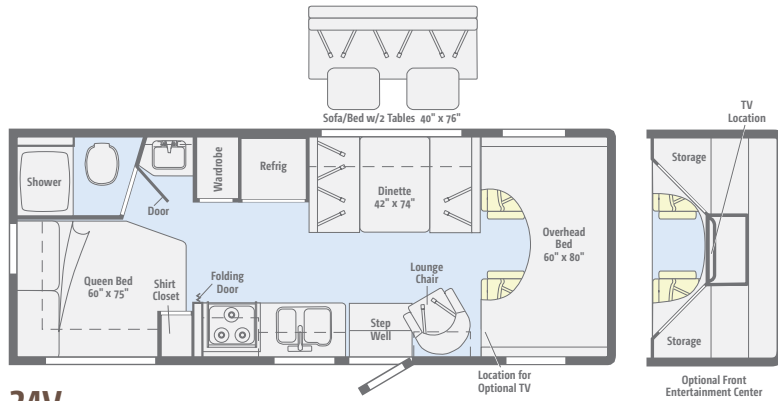
Dash appliqué	■	■
Vinyl ceiling		■
Thermo-formed countertops and galley backsplash		■
BenchMark full-comfort dinette		■
Single-control galley and lavatory faucets		■
Large double-door refrigerator w/raised-panel stile-and-rail inserts		■
Porcelain toilet		■
Water filtration system		■
Interior Upgrade Package	■	■
■ Dream Dinette™ table		
■ Range cover		
■ Bedroom window side valance treatment		
■ Polyethylene sink covers		
■ Sofa throw pillows (2)		
■ MCD American Duo solar/blackout roller shades		

WINNEBAGO
GoWinnebago.com

GoWinnebago.com is your resource for web-exclusive content and all the details you can't fit in a brochure!

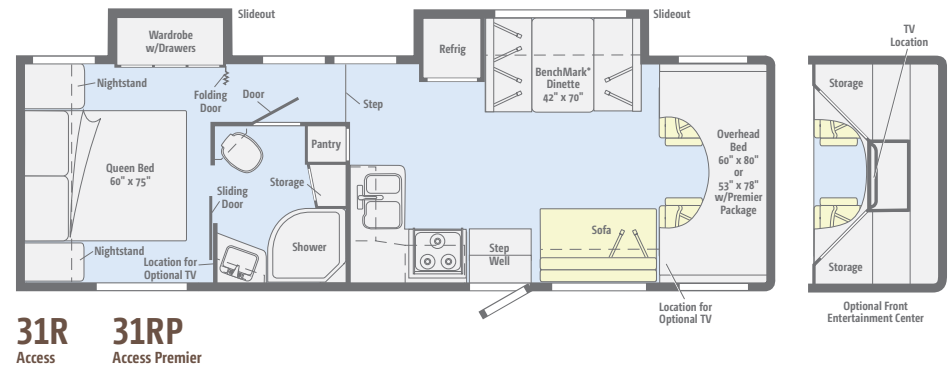
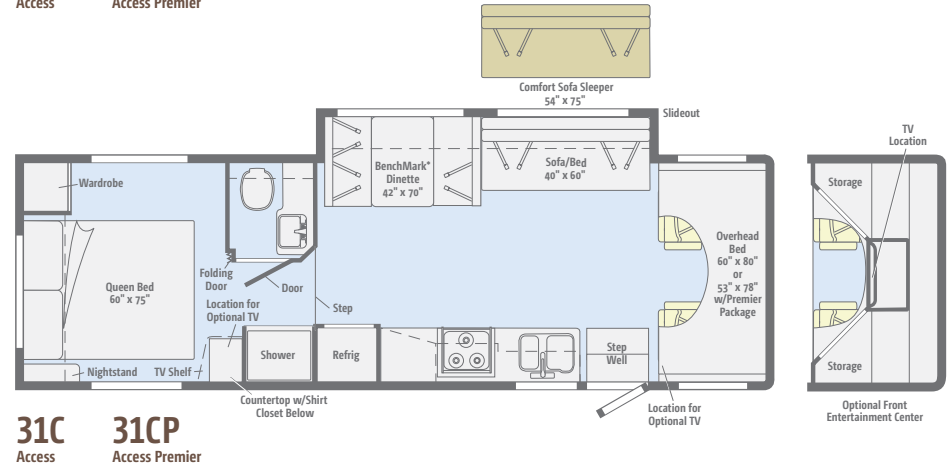
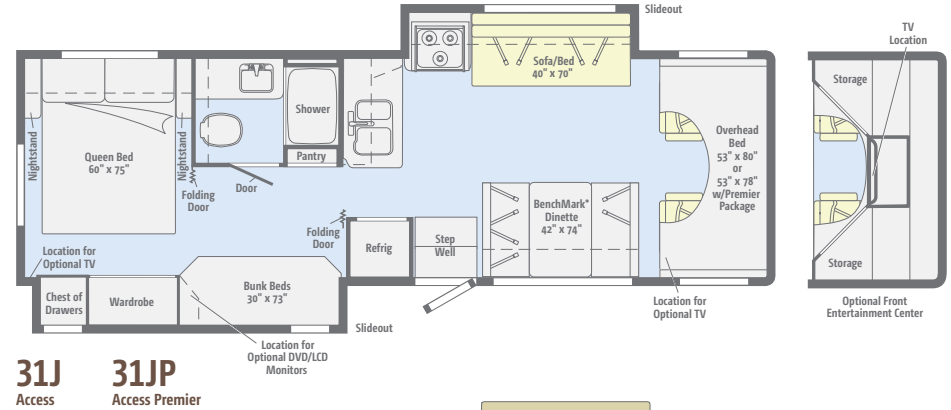
Floorplans

Dimensions shown are for sleeping space only and may vary due to styling differences. Dashed lines denote overhead storage areas. Floorplans and specifications are also available online at GoWinnebago.com.



Floorplans That Fit Your Lifestyle

The 24V and 26Q/26QP offer surprisingly large livability in a shorter floorplan length. Larger families will appreciate the extra sleeping spaces found in the 31-foot models, including the bunk beds in the 31/31JP. Upgrade to the Access Premier on most models for even more of what you love.



WINNEBAGO
GoWinnebago.com

See your favorite motor homes come alive with virtual tours at GoWinnebago.com.



* BenchMark available on Access Premier only

Specifications

CHASSIS

Ford® E350 Chassis 305-hp 6.8L Super-Duty V10 SEFI Triton® engine, TorqShift™ 5-speed automatic transmission w/overdrive, 120-amp. alternator (24V)

Ford E450 Chassis 305-hp 6.8L Super-Duty V10 SEFI engine, TorqShift 5-speed automatic transmission w/overdrive, 120-amp. alternator (NA24V)

4-wheel ABS

7-pin trailer wiring

Trailer Hitch® 5,000-lb. drawbar/350-lbs. max vertical tongue weight

Stainless steel wheel covers

OPTIONAL EQUIPMENT

Ford E450 Chassis 305-hp 6.8L Super-Duty V10 SEFI Triton engine, TorqShift 5-speed automatic transmission, 120-amp. alternator (24V)

Stainless steel wheel liners

Rear auxiliary air springs (NA 24V)

Premier Package (available for 26QP, 31CP, 31JP, 31RP) fiberglass front cap, deluxe graphics or available full-body paint, fiberglass running boards w/wheel lips, power mirrors w/defrost, powered patio awning, stainless steel wheel liners, soft vinyl ceiling, porcelain toilet, thermo-formed laminated countertops, galley backsplash, BenchMark® dinette w/ Dream Dinette™ table, single-control galley and lavatory faucets, range and sink covers, large double-door refrigerator w/raised panel stile-and-rail insert, galley cold water filtration system, sofa throw pillows (2), side valance window treatment on bedroom windows, MCD American Duo® solar/blackout roller shades, dash appliqué, carpeted cab floor mats

CAB CONVENIENCES

Cab Seats armrests, lumbar support and multi-adjustable slide/recline

Swivel/slide driver and passenger seats (26Q/26QP)

AM/FM stereo/CD player

12-volt powerpoint

Power steering w/tilt and cruise control

Power door locks

Sunvisors

Manually adjustable exterior mirrors

OPTIONAL EQUIPMENT

Power mirrors w/defrost

Dash appliqués

RV Radio® AM/FM stereo, weatherband, CD player, remote, iPod®/MP3 input

RV Radio/Rearview Monitor System 6.5" LCD touch screen color monitor, remote, iPod/MP3 input, color rear camera w/one-way audio

Sirius® Satellite System receiver, 6-month complimentary subscription and iPod interface connection (requires RV Radio/rearview monitor system)

Swivel/slide driver and passenger seats (31C/31CP)

INTERIOR

Amplified digital TV antenna system

Satellite system ready

MCD American Solo® blackout roller shades (lounge, dinette and bedroom)

Mini blinds (galley)

Systems monitor panel

Roof vent(s) (lounge area)

Powered roof vent (bath)

Cab divider curtain (NA 26Q/26QP)

Front wraparound curtain (26Q/26QP)

Bunk privacy curtain

Bunk ladder

Tinted windows

Key-activated slideroom master lock switch (NA24V)

OPTIONAL EQUIPMENT

Access Upgrade Package Dream Dinette table, range cover, sink covers (2), sofa throw pillows (2), MCD American Duo solar/blackout roller shades, side valance window treatment on bedroom window, carpeted cab floor mats

19" DC, LCD TV w/swivel and telescoping bracket (26Q/26QP)

19" DC, LCD TV w/AM/FM radio, alarm clock, CD/DVD player and video selection system in front bunk area (forward end of galley) (NA 26Q/26QP)

Carpet in lounge, dining area and bedroom (NA 24V)

Carpet in lounge and dining area (24V)

Front Overhead Entertainment Center 32" LCD TV w/remote, home theater sound system w/AM/PM receiver, DVD player, speakers, subwoofer and video selection system (NA 26Q/26QP)

Entertainment System 26" LCD TV w/remote, swivel and telescoping bracket, home theater sound system w/AM/FM receiver, DVD player, video selection system, amplifier, speakers (5) and subwoofer (located forward end of galley) (26Q/26QP)

Tinted, dual-glazed thermo-insulated windows

Powered ventilator fan (lounge area)

GALLEY

Laminate countertops

Norcold® double-door refrigerator/freezer

Microwave oven

3-burner range top w/storage below

Vented range hood

OPTIONAL EQUIPMENT

3-burner range w/oven

Microwave/convection oven

BATH

Laminate countertop

Self-cleaning retractable shower screen (NA 31R/31RP)

Textured glass shower door (31R/31RP)

Flexible showerhead

Skylight

Water pump switch

OPTIONAL EQUIPMENT

Textured glass shower door (31C/31CP)

BEDROOM

Queen bed w/foam mattress and bedspread (removable mattress cover on 24V), **pillows and shams**

Bunk beds with foam mattresses, storage compartment, pillows w/shams and privacy curtains (31J/31JP)

OPTIONAL EQUIPMENT

19" DC, LCD TV (NA 24V)

8.5" LCD monitors (2) w/DVD and headphones in bunks (31J/31JP)

EXTERIOR

Porch light

Stepwell light

Steel running boards

Rear mud flaps

Ladder

Recessed rotocast storage compartments w/drain plug, cover and cover/folding table (26Q/26QP, 31C/31CP, 31R/31RP)

Premium high-gloss sidewall skin

OPTIONAL EQUIPMENT

Powered patio awning

HEATING & COOLING SYSTEM

13,500 BTU roof-mounted air conditioner (24V)

14,800 BTU roof-mounted air conditioner (NA24V)

25,000 BTU low-profile furnace (24V)

30,000 BTU low-profile furnace (NA24V)

ELECTRICAL SYSTEM

AC/DC load center, 45-amp. converter/charger

30-amp. power cord

TV jack and DC receptacle near entrance door

Deep-cycle, Group 31 battery on pull-out tray

Coach battery disconnect system

Auxiliary start circuit

Automatic dual-battery charge control

OPTIONAL EQUIPMENT

4,000-watt Cummins Onan® MicroQuiet™ gas generator

Additional deep-cycle, Group 31 battery

300-watt DC/AC inverter

PLUMBING SYSTEM

City water hook-up

Lockable water tank fill

On-demand water pump

6-gallon LP water heater w/electronic ignition

Winterization Package water heater bypass valve and siphon tube

TrueLevel™ holding-tank monitoring system

Permanent-mount LP tank w/gauge

OPTIONAL EQUIPMENT

Heated electric drainage system

6-gallon 110 V/LP water heater w/electronic ignition, rear auto heater and energy management system (NA 24V)

6-gallon 110 V/LP water heater w/electronic ignition (24V)

Exterior wash station w/lighted pump switch

SAFETY

Seat belts

Dual airbags

Child seat tether anchor

LP, smoke and carbon monoxide detectors

10 BC fire extinguisher

Ground fault interrupter

High-mount brake lamp

WARRANTY⁷

12-month/15,000-mile basic warranty⁸

36-month/36,000-mile limited warranty on structure⁸

10-year limited parts and labor warranty on roof skin⁸

- ¹ The height of each model is measured to the top of the tallest standard feature and is based on the curb weight of a typically equipped unit. The actual height of your vehicle may vary by several inches depending on chassis or equipment variations. Please contact your dealer for further information.
- ² In making your purchase decision, you should be aware that some states restrict access on some or all state roads to 96" in body width. Before making your purchase decision, you should confirm the road usage laws in the states of interest to you.
- ³ The load capacity of your motor home is designated by weight, not by volume, so you cannot necessarily use all available space when loading your motor home.
- ⁴ Capacities are based on measurements prior to tank installation. Slight capacity variations can result due to installation applications.
- ⁵ Capacities shown are tank manufacturer's listed water capacity (W.C.). Actual filled LP capacity is 80% of listing due to overfilling prevention device on tank.
- ⁶ Actual towing capacity is dependent on your particular loading and towing circumstances which includes the GVWR, GAWR, and GCWR as well as adequate trailer brakes. Please refer to the Operator's Manual of your vehicle for further towing information.
- ⁷ See separate chassis warranty.
- ⁸ See your dealer for complete warranty information.

NA Not Available

Not all items available in combination. See dealer for details.

Winnebago Industries® continuing program of product improvement makes specifications, equipment, model availability, and prices subject to change without notice. Comparisons to other motor homes are based on the most recent information available at printing.

Weights & Measures

	24V	26Q/26QP	31C/31CP	31J/31JP	31R/31RP
Length	25'	27'10"	31'8"	32'1"	32'
Exterior Height ¹	11'1"	11'2"	11'2"	11'1"	11'1"
Exterior Width ²	8'5.5"	8'5.5"	8'5.5"	8'5.5"	8'5.5"
Exterior Storage ³ (cu. ft.)	39.1	79.2	95.6	72.2	82
Awning Length	11'6"	13'	16'	10'6"	16'
Interior Height	6'8"	6'10"	6'10"	6'8"	6'10"
Interior Width	8'	8'	8'	8'	8'
Freshwater Capacity w/Heater ⁴ (gal.)	40	40	40	40	40
Holding Tank Capacity - Black/Gray ⁴ (gal.)	37/35	30/30	41/40	32/41	43/40
LP Capacity ⁵ (gal.)	18	18	18	18	18
Fuel Capacity (gal.)	55	55	55	55	55
GCWR ⁶ (lbs.)	18,500 ^A /22,000 ^B	22,000	22,000	22,000	22,000
GVWR (lbs.)	11,500 ^A /14,500 ^B	14,500	14,500	14,500	14,500
GAWR - Front (lbs.)	4,600 ^A /5,000 ^B	5,000	5,000	5,000	5,000
GAWR - Rear (lbs.)	7,800 ^A /9,600 ^B	9,600	9,600	9,600	9,600
Wheelbase	158"	190"	220"	220"	215"

A - Ford E350 Chassis B - Ford E450 *6'4" Rear of coach

Take a Tour



We're proud of our processes, state-of-the-art facilities and the people who make Winnebago Industries number one. We invite you to visit our complex in Forest City, Iowa, for a first-hand look at the dedication and technology behind every motor home we build.

NO SHORTCUTS — NO COMPROMISES

The one-piece **fiberglass roof** is backed by a 10-year limited parts-and-labor roof skin warranty. Fiberglass offers superior strength and durability over less attractive rubber roofs found on so many competitive models that can streak and degrade over time.

Durable, lightweight **Thermo-Panel® sidewalls** combine fiberglass, high-density block-foam insulation and the inner wall surface with aluminum support structures.

Metal substructures secure cabinets and appliances to add safety and stability.

An **electrodeposition coating** helps protect critical steel components.

Specially engineered **interlocking joints** connect the floor, sidewalls and roof into a cohesive unit.



**SUPER
STRUCTURE**



You can compare features. You can compare styles. But when it comes to quality construction, there is no comparison. Only motor homes manufactured by Winnebago Industries harness the legendary strength and durability of our SuperStructure® construction process—a process we've been perfecting for more than 50 years.

SuperStructure means a solid framework, steel and aluminum substructures and components built in-house to our exacting standards. It means managing each detail to ensure the integrity and quality of every coach. It means barcoding parts to save time and frustration during service and running every coach through a high-pressure leak test before it leaves the factory.

Where other manufacturers cut corners, SuperStructure ensures the features you can't see are treated with the same care as the ones you can. When you buy a Winnebago motor home, you are getting a coach that is built for you—and built to last.

Exteriors

Décor

The Access comes with standard graphics or available deluxe graphics. The Access Premier comes with deluxe graphics or available full-body paint.

Access Standard Graphics



Bronze/Light Gold
STANDARD GRAPHICS



Charcoal/Burgundy
STANDARD GRAPHICS

Access | Access Premier Deluxe Graphics



Mojave
DELUXE GRAPHICS



Iron Gray
DELUXE GRAPHICS

Access Premier Full-Body Paint



Platinum
FULL-BODY PAINT



Silverstone
FULL-BODY PAINT



Woodland
FULL-BODY PAINT



Granite
FULL-BODY PAINT

Choose from three fabric collections and two woods with satin nickel hardware.

Fairfax Light and dark earth tones offer a harmonious blend.



Main

Wheatfields
Ultraleather

Accent


Bedspread

Carpet

Sashay
Wall Board

Cashmere Fiber
Countertop

Hearthstone Colors that evoke the feeling of cozy nights around the fire.



Main

Marsh
Ultraleather

Accent


Bedspread

Carpet

Sashay
Wall Board

Laguna Pebble
Countertop

Stone Manor Elegant, classic colors that make you feel at home.



Main

Putty
Ultraleather


Accent

Bedspread

Carpet

Driftwood
Wall Board

Mineral Geode
Countertop



Forest Cherry



Coffee-Glazed Vienna Maple

Fabrics and carpets may change without notice or obligation.



Don't Miss Out

Caravans, rallies, local and state events, and exclusive RV travel benefits can all be yours as a WIT Club member – and you can meet like-minded folks that possess the same enthusiasm for traveling this great nation of ours. It's a wonderful way to make your Access or Access Premier a way of life. Learn more about the Winnebago-Itasca Travelers Club at WITclub.com.



Members enjoy:

- Caravans and Rallies
- Local and State Group Activities
- RV Travel Benefits



Committed to Service

We back our motor homes with best-in-class support both before *and* after the sale:

- 12-month/15,000-mile basic limited warranty
- 36-month/36,000-mile warranty on structure
- 10-year standard limited parts-and-labor roof skin warranty
- Complimentary 24-hour roadside assistance program
 - RV Technical Assistance Hotline
 - RV Service Appointment Assistance
 - Emergency Trip Interruption
 - Emergency Message Service
 - Nationwide Trip Routing
 - Fee-Free Travelers Cheques



- TripSaver Fast Track Parts guarantees that in-stock warranty parts ship directly to your dealer within 24 hours
- National dealer service network



WINNEBAGO
GoWinnebago.com

For photos, videos and a whole lot more about the full lineup of Winnebago motor homes, visit GoWinnebago.com.



THE MOST RECOGNIZED
NAME IN MOTOR HOMES*

NYSE: WGO

GoWinnebago.com



For Sales and Service Information Contact:

ACCESS / ACCESS PREMIER