



Jayco

AMERICA'S MOST **LIVEABLE** RVs.

2010 EAGLE

Travel Partner



SUPER LITE
TRAVEL TRAILER

TRAVEL TRAILER

SUPER LITE
FIFTH WHEEL

FIFTH WHEEL

The RV for people



EXPANDABLE

With the simple push of a button, Jayco's flushfloor slideout system dramatically increases your interior square footage for added comfort, liveability and space.

EAGLE®

Travel Trailers & Fifth Wheels by Jayco®

LIVEABILITY MEETS INTELLIGENCE

who love RVs.

You're no stranger to the RV lifestyle. You know what you're looking for in your next RV. And what you're not. That's why you're looking at the Jayco Eagle. Whether you choose the travel trailer, fifth wheel or one of our super lite versions, you'll find the Eagle offers more high-end features than the competition, at a much more affordable price. And that makes Eagle the smart choice for those looking to break away from ordinary RVing, without breaking the bank.



DURABLE

An I-Class® structural steel chassis frame, TuffShell™ vacuum-bonded laminated sidewalls, and a seamless rubber roof provide additional strength and durability.

COMFORTABLE

Available on the Eagle Fifth Wheel, our Polar Barrier™ thermal insulation package is designed for efficient heating and cooling, and protects against freezing, even when temperatures drop as low as 0°F (-17°C).

A TRADITION OF LIVEABILITY

Starting with our first lifter system for fold-down campers in 1968, which made for an easier, more enjoyable camping experience, Jayco has always been about liveability. Today, we're the world's largest family-owned RV manufacturer, yet our priorities remain the same: making RVs more liveable and family time more memorable.

www.jayco.com



EAGLE 365BHS | COFFEE WITH PREMIER INTERIOR PACKAGE



ENJOY THE MOMENT.

Cherry-stained burnished cabinetry, rustic plank-style flooring, Corian® countertops, a stainless steel kitchen sink and range, and name-brand amenities are just a few reasons why you'll fall in love with the Eagle Fifth Wheel's Premier Interior Package. After all, you're going to be spending a lot of time in whatever you buy. With an Eagle, it's guaranteed to be time well spent.



EAGLE 365BHS | COFFEE (PREMIER)



EAGLE 365BHS | COFFEE (PREMIER)



EAGLE 30.5DBSA | ALMOND



EAGLE 30.5DBSA | ALMOND

REFRESH

With a lighted mirror (in select models), skylight, medicine cabinet and shower, the bathroom is a welcome retreat.

SPACIOUS

Eagle's well-designed floorplans ensure there's plenty of room for everyone to spread out and relax.

MODERN

The kitchen includes a three-burner stove, lighted range hood, residential style sink and plenty of storage.

EAGLE

Travel Trailers & Fifth Wheels by Jayco

The smart way to move up.

Take your Eagle to the next level of liveability with a variety of options, including our Customer Value Package, which offers amenities such as a 13,500-BTU or 15,000-BTU central air conditioner, Multi-Media Premium Sound System™, microwave oven with carousel, electric patio awning and a bathroom power vent. With four luxurious series, including two super lites, and 21 floorplans to choose from, there's bound to be a combination that sets your pulse racing.



SUPER LITE TRAVEL TRAILER

Inside, you'll find many of the same amenities and finishing touches as the Eagle Travel Trailer, but its lighter weight makes for easier towing and maintenance.

SLEEPING CAPACITY
UP TO 5

EXTERIOR LENGTH
28' 2" – 33' 5"

UNLOADED WEIGHT
5,910–6,220

FLOORPLANS
3

TRAVEL TRAILER

Combining intuitive design, more standard name-brand amenities and superior construction materials and techniques, the Eagle Travel Trailer is an ideal upgrade from any entry level trailer.

SLEEPING CAPACITY
UP TO 10

EXTERIOR LENGTH
33' 11"–35' 6"

UNLOADED WEIGHT
7,385–8,010

FLOORPLANS
4

SUPER LITE FIFTH WHEEL

Featuring many of the same floorplan advantages as the Eagle Fifth Wheel, but at a much lighter weight, the Eagle Super Lite Fifth Wheel fits perfectly into any RV lifestyle and budget.

SLEEPING CAPACITY
UP TO 10

EXTERIOR LENGTH
29' 2" – 34' 7"

UNLOADED WEIGHT
7,505–8,900

FLOORPLANS
8

FIFTH WHEEL

With more space, a tight turn radius, better amenities and superior construction, the Eagle Fifth Wheel is the cure for the common fifth wheel.

SLEEPING CAPACITY
UP TO 10

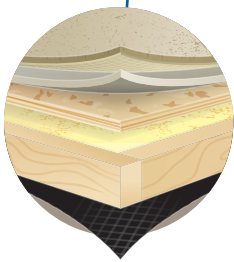
EXTERIOR LENGTH
35'–40'

UNLOADED WEIGHT
9,830–11,935

FLOORPLANS
6

Jayco construction

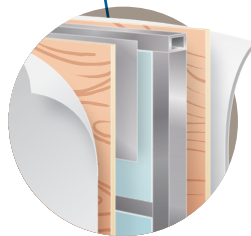
At Jayco, we've built a reputation for superior construction and craftsmanship. We always use top-quality materials and production techniques, giving our products **reliable resale value** and our owners peace of mind.



FLOOR*


A 5/8" tongue-and-groove plywood deck on 2" x 3" floor joists, together with fiberglass and foil insulation (R-24) and a Poly Flex™ covering, creates one of the strongest foundations in the industry. (Eagle Fifth Wheel only.)

**All other Eagles feature laminated aluminum frame floor construction.*



WALLS


TuffShell™ vacuum-bonded lamination combines with welded aluminum frames and metal backers, creating a durable structure designed to withstand use and travel.



ROOF*

The laminated, vacuum-bonded roof is topped off with 1/4" plywood decking on 5" arched aluminum trusses with bead-foam insulation (R-21) and a seamless rubber shield that protects against moisture and resists aging. (Eagle Fifth Wheel only.)

**All other Eagles feature 4-1/2" wood rafters and R-7 fiberglass insulation.*



BALL BEARING DRAWER GUIDES

Our new residential-style ball bearing drawer guides provide smooth operation and full-drawer extension for a stronger, more substantial drawer and a true home-like feel.



POLAR BARRIER

Our exclusive Polar Barrier™ thermal insulation package lets you extend the camping season by providing protection against freezing (temperatures as low as 0°F or -17°C), greatly increasing your options for winter travel destinations. (Eagle Fifth Wheel only.)

Jayco craftsmanship

Jayco's dedicated production team includes Amish craftsmen who build with well-honed woodworking techniques passed down for generations and skilled seamstresses who produce our upholstery, bedding and draperies with great attention to detail.



Jayco liveability

At Jayco, it's always been about liveability.

PATIO AWNING

Extend your living space more conveniently with the optional Carefree® Travel'r™ 12-volt electric patio awning.

HEATED, ENCLOSED UNDERBELLY

The weather outside may be frightful, but inside it's always warm and comfy.

OPTIONAL REMOTE KEY FOB

Control your front landing jacks, patio awning, patio lights and all slideouts. (Eagle Fifth Wheel only.)

DREAM DINETTE™

The Dream Dinette™ easily raises and lowers your dinette table top, while the optional extendable dinette adds a 12" leaf and support leg.

SHORT-BED TOWING

Available on the Eagle Super Lite Fifth Wheel, the Reese® Sidewinder eliminates the need for a slider and lets you make tight turns with ease.

AMPLE STORAGE

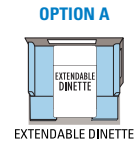
Innovative storage options include space under the bed base, an exterior pass-through area and plenty of drawers and cabinets.

Floorplans

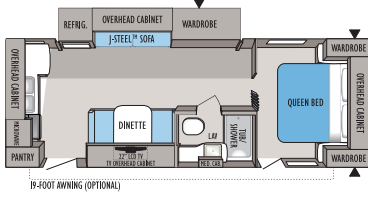
- = trailer hitch
- ◀ = outside storage

LAV. = bathroom sink
 REFRIG. = refrigerator
 WARD. = wardrobe

Floorplan options (available on select models only)



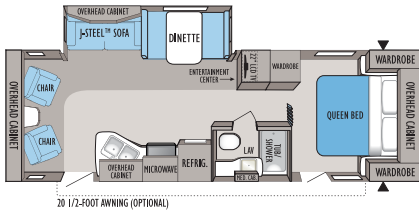
EAGLE SUPER LITE TT



256RKS

Ext. Length: 28' 2" Ext. Height: 129" Unloaded Weight (lbs.): 5,910

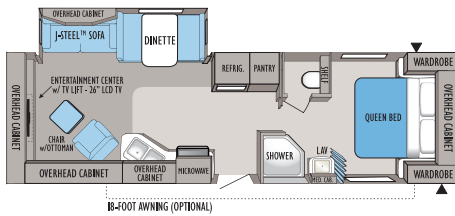
OPTIONS: A, B



298RLS

Ext. Length: 31' 3" Ext. Height: 133" Unloaded Weight (lbs.): 6,220

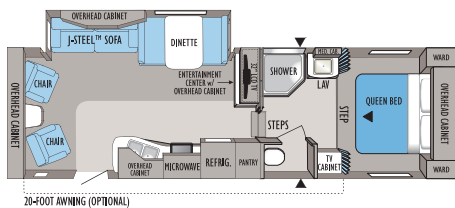
OPTIONS: A, B



318RLS

Ext. Length: 33' 5" Ext. Height: 132" Unloaded Weight (lbs.): 6,190

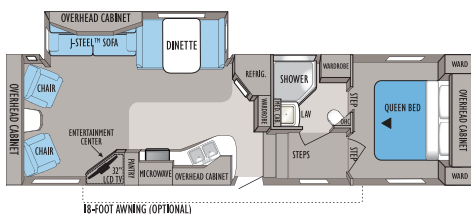
OPTIONS: A, B



28.5RLS

Ext. Length: 30' 11" Ext. Height: 149" Unloaded Weight (lbs.): 7,700

OPTIONS: A, B

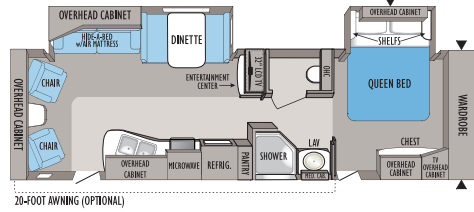


30.5RLS

Ext. Length: 33' 4" Ext. Height: 152" Unloaded Weight (lbs.): 8,275

EAGLE TT

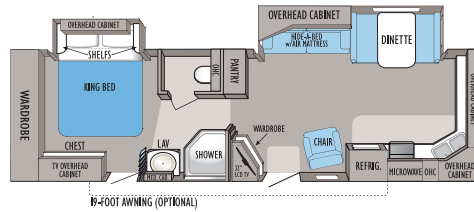
OPTIONS: A, B



320RLDS

Ext. Length: 35' 4" Ext. Height: 134" Unloaded Weight (lbs.): 7,890

OPTIONS: A, B

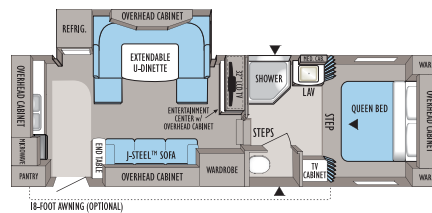


EAGLE TT | 322FKS

Ext. Length: 33' 11" Ext. Height: 134" Unloaded Weight (lbs.): 7,785

EAGLE SUPER LITE FW

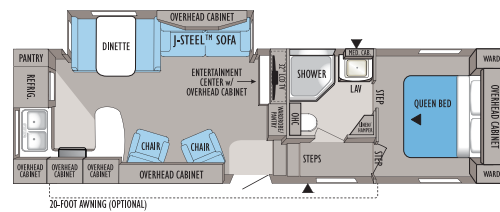
OPTION: B



25.5RKS

Ext. Length: 29' 2" Ext. Height: 150" Unloaded Weight (lbs.): 7,505

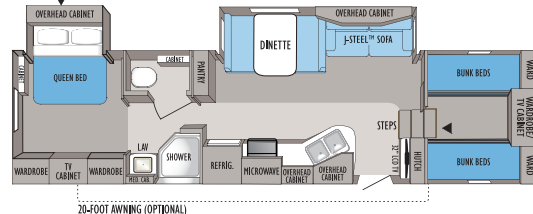
OPTIONS: A, B



29.5RKS

Ext. Length: 31' 9" Ext. Height: 151" Unloaded Weight (lbs.): 8,005

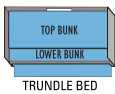
OPTIONS: A, B



31.5FBHS

Ext. Length: 34' 2" Ext. Height: 152" Unloaded Weight (lbs.): 8,655

OPTION C



TOP BUNK
LOWER BUNK
TRUNDLE BED

OPTION D



DELUXE ENTERTAINMENT CENTER WITH 40" LCD TV

OPTION E



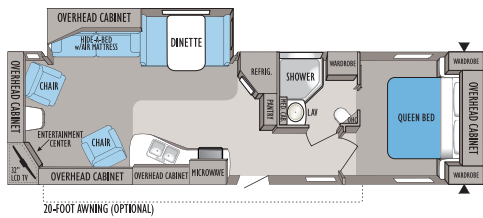
L-LOUNGE SOFA
(IN LIEU OF TWO CHAIRS)

OPTION F



CABINET
LEDGESTONE FIREPLACE w/40" LCD TV (OPTION)

OPTIONS: A, B

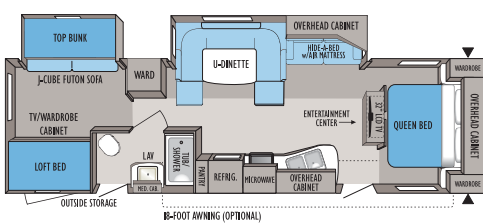


20-FOOT AWNING (OPTIONAL)

320RLS

Ext. Length: 34' 11" Ext. Height: 134" Unloaded Weight (lbs.): 7,385

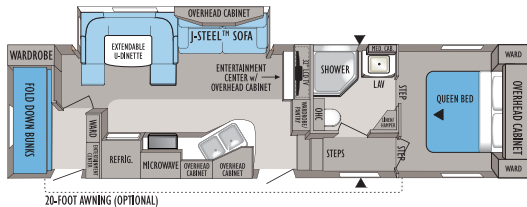
OPTION: C



18-FOOT AWNING (OPTIONAL)

324BHDS

Ext. Length: 35' 6" Ext. Height: 134" Unloaded Weight (lbs.): 8,010

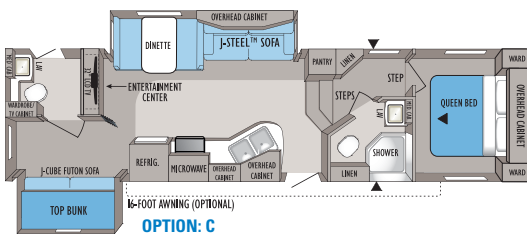


20-FOOT AWNING (OPTIONAL)

28.5BH5

Ext. Length: 32' 2" Ext. Height: 152" Unloaded Weight (lbs.): 8,270

OPTION: B



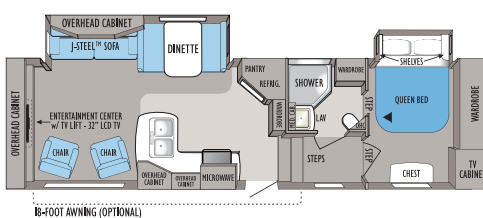
16-FOOT AWNING (OPTIONAL)

OPTION: C

30.5DBSA

Ext. Length: 34' 2" Ext. Height: 153" Unloaded Weight (lbs.): 8,885

OPTION: A, B, F



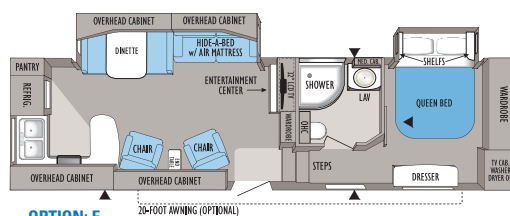
18-FOOT AWNING (OPTIONAL)

31.5RLDS

Ext. Length: 34' 7" Ext. Height: 151" Unloaded Weight (lbs.): 8,900

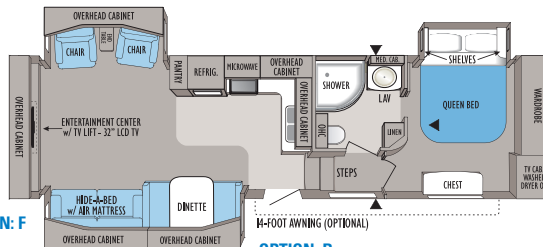
EAGLE FW

OPTION: B



20-FOOT AWNING (OPTIONAL)

313RKS Ext. Length: 35' Ext. Height: 160" Unloaded Weight (lbs.): 9,830

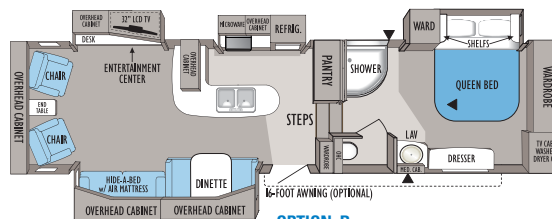


OPTION: F

OPTION: B

321RLTS Ext. Length: 35' 4" Ext. Height: 148" Unloaded Weight (lbs.): 10,645

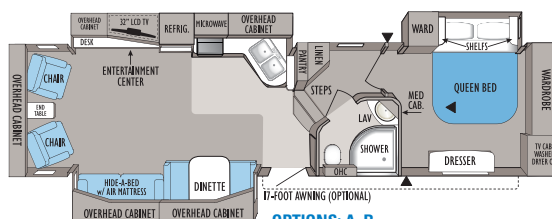
OPTION: D



OPTION: B

341 RLQS Ext. Length: 37' 8" Ext. Height: 159" Unloaded Weight (lbs.): 11,055

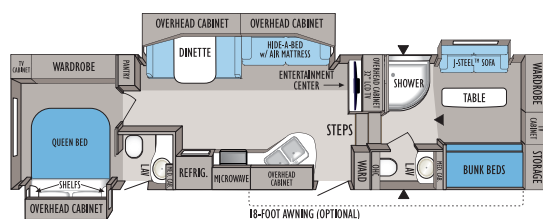
OPTION: D



OPTION: B

351RLSA Ext. Length: 39' 1" Ext. Height: 159" Unloaded Weight (lbs.): 11,050

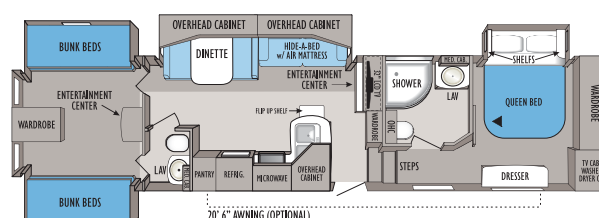
OPTION: B



18-FOOT AWNING (OPTIONAL)

355FBHS Ext. Length: 38' 5" Ext. Height: 159" Unloaded Weight (lbs.): 11,075

OPTION: B



20' 6" AWNING (OPTIONAL)

365BHS Ext. Length: 40' Ext. Height: 160" Unloaded Weight (lbs.): 11,935

Standards and options

	FIFTH WHEEL	SUPER LITE FW	TRAVEL TRAILER	SUPER LITE TT
STANDARD BATHROOM EQUIPMENT				
ABS tub/shower surround				
Glass shower door (select models)				
Large sink in bathroom				
Marine toilet with foot flush				
Medicine cabinet with mirror				
Radius-glass shower door				
Residential 6-panel passage door				
Shower curtain with curved shower track (select models)				
Skylight in tub/shower (select models)				
Switches for all lights				
Theford® porcelain toilet with foot flush				
Toilet paper holder				
Towel holder				
Towel ring				
Vanity light fixture				
Vinyl flooring				
STANDARD BEDROOM EQUIPMENT				
312-coil innerspring mattress				
Accordion door to bedroom (select models)				
Ceiling vent				
Coordinated, quilted bedspread				
Decorative headboard				
Decorative reading lights				
Dresser lamp				
Hardwood decorative headboard with bookshelf				
Large pass-through storage (select models)				
Laundry hamper				
Privacy curtains (select models)				
Shirt wardrobe				
TV cabinet (select models)				
Under-bed storage, bed lifts easily on gas struts				
STANDARD KITCHEN EQUIPMENT				
3-burner range with 9,000-BTU SuperBurner™ and piezo igniter				
6 cu. ft. flush-mount refrigerator				
8 cu. ft. flush-mount refrigerator with double door				
Acrylic residential-style sink				
Antique brass high-rise faucet				
Antique nickel high-rise faucet				
Bi-fold cover for range				
Color-coordinated countertops				
Decorative wood spindles on base cabinets				
Deep residential-style sink				
Deep storage drawer under booth dinette seat, door on other dinette seat				
Deep storage drawers under booth dinette				
Drawer for silverware, divided for utensils				
Dream Dinette™ mechanism, raises and lowers dinette table top				
Extra large picture window at dinette				
High-rise mixing faucet				
Manchester Oak raised-panel refrigerator front				
Mini blind				
Mixing high-rise faucet				
Oversized 21" oven				
Range hood with light and exhaust fan				
Sink cover/cutting board (1)				
Sponge holder under sink				
White, residential-style, double-bowl kitchen sink				
STANDARD CONSTRUCTION FEATURES				
2" x 3" longitudinal floor studs placed on 16" centers				
4-1/2" arched truss roof rafters with R-7 insulation				
5/8" tongue-and-groove plywood main floor decking				
81" ceiling height				
Aerodynamic wrap-around front fiberglass cap				
Bead-foam insulation (R-7 sidewalls, R-9 in floor)				
Bead-foam insulation in sidewalls and roof				
Cabinetry crafted with screwed-stile construction				
Electric-powered slideout				
Frame prepped for bike rack/cargo tray				
FRP smooth fiberglass sidewall exteriors				
Fully-decked roof with 1/4" plywood				
Fully-decked roof with 3/8" plywood				
Heated and enclosed fresh water tank and holding tanks				
I-Class® cambered structural steel I-beam frame				
Pin box, long				

	FIFTH WHEEL	SUPER LITE FW	TRAVEL TRAILER	SUPER LITE TT
Platforms for dinette, bed and bunks are constructed of 1/2" plywood				
Polar Barrier™ insulation package				
Poly Flex™ one-piece moisture barrier underbelly covering				
R-21 insulation in roof, R-9 in sidewalls, R-24 in floor and underbelly, R-15 in slideout floors				
Reflective foil insulation in main floor				
Reflective foil insulation in roof				
Reflective foil insulation in slideout floors				
Seamless one-piece rubber roof				
TuffShell™ vacuum-bonded 5" crowned laminated roof				
TuffShell™ vacuum-bonded laminated sidewalls				
TuffShell™ vacuum-bonded laminated sidewalls and floor				
Welded tubular aluminum floor and sidewall framework				
Welded tubular aluminum sidewall framework				
STANDARD EXTERIOR EQUIPMENT				
2-5/16" hitch coupler				
12V hitch light				
15" radial tires				
16" radial tires				
ABS fender skirt				
Adjustable axle hangers				
Aerodynamic front profile				
Amber patio light with inside switch				
Baggage doors, lockable, insulated and radius-cornered with heavy-duty grab handles				
Big Easy™ entrance step with 10" deep treads				
Bumper with drain hose carrier and end caps				
Chrome hub caps				
Cover for propane bottle made of molded ABS				
Dexter® Nev-R-Adjust™ brakes				
Diamond-plated panel on front				
Durable fender skirts				
Electric-powered front jacks				
Exterior speakers, high-output marine-grade (2)				
E-Z Lube® axles				
Foldable, exterior grab handle				
Front jacks with quick-release pins				
Front window includes fiberglass stone guard (select models)				
Galvanized steel wheel wells				
MaxiStor™ (select models)				
MOR/ryde® CRE 3,000 axle equalizer				
Outdoor media center				
Painted bottom radius skirting				
Pass-through storage compartment				
Prep for outside grill				
Rain guttering, molded with drip spouts				
Rear stabilizer jacks (2)				
Roof ladder				
Screened egress bunk windows				
Security light, door side				
Spare tire with carrier				
Stabilizer jacks (2 pair)				
Stor-Galore™ basement storage				
Torq-N-Go™ wheel nuts				
White-framed radius-cornered fiberglass main entry door				
STANDARD INTERIOR EQUIPMENT				
22" LCD HDTV in living area				
26" LCD HDTV in living area (308 RLS)				
32" LCD HDTV in living area				
Antique brass cabinet hardware				
Antique brass lighting at sofa and dinette				
Antique nickel cabinet hardware				
Antique nickel lighting at sofa and dinette				
Arched step treads into bathroom				
Ball bearing drawer guides 50-lb. capacity with full-drawer extension				
Ball bearing drawer guides 75-lb. capacity with full-drawer extension				
Cabinet door hinges, hidden throughout				
Cable and satellite TV prepped				
Ceiling fan				
Crank-up HDTV antenna with signal booster				
Fabric-covered box valances with lambrequin legs				
Free-standing end table				
Hardwood message center (select models)				

	FIFTH WHEEL	SUPER LITE FW	TRAVEL TRAILER	SUPER LITE TT
Hide-a-bed sofa (air mattress)				
High-intensity 12V lighting package				
J-Steel™ convertible sofa				
Linoleum floor in entryway				
Manchester Oak raised-panel doors and drawers in kitchen and living area				
Manchester Oak raised-panel doors and drawers throughout				
Nickel cabinet hardware				
Nickel decorative lighting				
Oak trim around main entrance door				
Overhead cabinetry in slideout room				
Pleated day/night shades throughout				
Pleated night shades				
Residential furniture, designed and made by Jayco®				
Residential trim package throughout				
Roof-mounted antenna for radio				
Solid hardwood interior grab handle for main entrance door				
Swivel rocker(s) (select models)				
Trackless carpeting with padding				
Transom window with wood trim above main slideout room				
Ventilating windows on slideout end walls				
Vinyl flooring				
Wallpaper border				
STANDARD HEAT, POWER & WATER EQUIPMENT				
6-gal. gas/electric DSI auto-ignition water heater				
12V demand water pump				
12V electrical system with deluxe 120V 45-amp power converter				
12V electrical system with deluxe 120V 80-amp power converter				
30-amp power cord				
50-amp power cord				
120V G.F.C.I. protected exterior receptacle				
A/C Chillgrille™				
ABS holding tanks				
Auto-ignition furnace with wall thermostat				
Battery box for two batteries				
Black holding tank sprayer				
Double 30-lb. propane bottles with regulator				
Gravity fill for water				
Hook-up for city water				
In-floor ducted heating				
Outside shower				
Rotocast fresh water holding tanks				
Systems monitor panel				
Uni-Dock™ utility center, heated and enclosed				
Water heater bypass system				
Water system winterization kit				
STANDARD SAFETY EQUIPMENT				
Breakaway switch				
Deadbolt lock on entrance door				
Dual hitch safety chains				
Egress window				
Fire extinguisher				
Propane/carbon monoxide alarm				
Smoke alarm				
Tinted safety-glass windows				
OPTIONS				
2 rocker recliners in lieu of 2 swivel rockers				
2nd 13,500-BTU A/C in bedroom (select models)				
5,500-watt generator				
Aluminum rims				
Bedroom carpet				
Bike rack/cargo tray system				
Canadian standards				
CD Stereo in bunk (select models)				
Customer Value Package				
Customer Value Package with 15,000-BTU A/C				
Deluxe entertainment center with 40" HDTV				
Extendable dinette (select models, std. on 324BHDS)				
Fireplace (select models)				
Free-standing table with 4 chairs				
Generator prep				
Glass shower door (324BHDS)				
Hide-a-bed				
Key fob remote control for patio awning and light, slideouts and front jacks				

	FIFTH WHEEL	SUPER LITE FW	TRAVEL TRAILER	SUPER LITE TT
Linoleum floor in living area (select models)	•	•		
Ledgestone fireplace (select models)		•		
Portable outside gas grill (select models)	•	•	•	•
Reese® Revolution™ pin box			•	
Rocker recliner in lieu of swivel rocker	•			
Roof ladder	•			
Satellite kit	•	•	•	•
Slideout awnings		•	•	
Sofa in lieu of 2 chairs (select models)	•	•		
Spare tire with carrier and cover	•			
Thermal pane tinted safety-glass windows	•	•		
Thule® outdoor package	•			
Trundle bed (select models)	•	•		
Washer/dryer combination (select models)		•	•	
Water purification system	•	•		
CUSTOMER VALUE PACKAGE				
6-gal. gas/electric DSI auto-ignition water heater	•			
10-gal. gas/electric DSI auto-ignition water heater	•			
12-gal. gas/electric DSI auto-ignition water heater	•			•

	FIFTH WHEEL	SUPER LITE FW	TRAVEL TRAILER	SUPER LITE TT
13,500-BTU A/C with wall thermostat and louvered directional ceiling vents	•	•	•	•
15,000-BTU A/C with louvered and louvered directional ceiling vents			•	
ABS gas bottle cover	•			
ABS tub surround	•	•		
Bathroom power vent	•	•	•	•
Bi-fold cover for range	•	•		
Carefree® Travel™ 12V electric patio awning	•	•	•	•
Deluxe pillowtop mattress	•	•		
Double 30-lb. propane gas bottles with regulator			•	
Floor-mounted safe	•	•		
Foldable, exterior grab handle	•	•		
Innerspring mattress	•			
Microwave oven with carousel	•	•	•	•
Multi-Media Premium Sound System™ AM/FM/CD/DVD stereo with MP3 input jack	•	•	•	•
Outside shower	•			
Oversized oven	•			
Quilted bedspread	•	•		
Security lights (2)	•	•		

	FIFTH WHEEL	SUPER LITE FW	TRAVEL TRAILER	SUPER LITE TT
Shirt wardrobes in bedroom				•
Sink cover/cutting board(1)				•
Skylight in tub/shower			•	•
Stabilizer jacks (2 pair)			•	
Vacuum-bonded 5" crowned laminated roof with R-21 insulation				•
Water heater bypass system	•	•	•	•
Water purifier			•	•
PREMIER INTERIOR PACKAGE				
Burnished hardwood slideout fascia boards				•
Corian® hi-gloss kitchen countertop with sink cover inserts				•
Cherry-stained, burnished cabinetry				•
Nickel single-lever kitchen faucet with pull-out sprayer				•
Power lift vent in living room and/or rear bedroom				•
Recessed halogen ceiling lights				•
Rustic plank wood-grain vinyl flooring in kitchen and bath				•
Stainless-steel oven with stainless range top and cover				•
Stainless-steel under-mount kitchen sink				•
Upgraded bedding package				•
Upgraded hide-a-bed sofa with air mattress				•

Interior color options

- 1 Sofa (two-tone)
- 2 Bedspread
- 3 Kitchen chair
- 4 Drapery
- 5 Accent fabric
- 6 Wall panel
- 7 Countertop
- 8 Flooring
- 9 Wood
- 10 Carpet


FIFTH WHEEL | Coffee



FIFTH WHEEL | Almond



FIFTH WHEEL | Willow




TRAVEL TRAILERS & SUPER LITES | Coffee



TRAVEL TRAILERS & SUPER LITES | Almond



TRAVEL TRAILERS & SUPER LITES | Willow



Specifications

	FLOORPLAN	EXTERIOR LENGTH	EXTERIOR HEIGHT (WITH A/C)	INTERIOR HEIGHT	UNLOADED VEHICLE WEIGHT (LBS.)	DRY HITCH WEIGHT (LBS.)	GROSS VEHICLE WEIGHT RATING (LBS.)	CARGO CARRYING CAPACITY (LBS.)	FRESH WATER CAPACITY (GAL.) (WITH WATER HEATER)	GRAY WASTEWATER CAPACITY (GAL.)	TOILET/BLACK WASTEWATER CAPACITY (GAL.)
SUPER LITE TRAVEL TRAILER	256RKS	28' 2"	129"	81"	5,910	675	7,500	1,590	36.5	65	32.5
	298RLS	31' 3"	133"	81"	6,220	800	7,950	1,730	36.5	32.5	32.5
	318RLS	33' 5"	132"	81"	6,190	805	7,950	1,760	36.5	65	32.5
TRAVEL TRAILER	320RLDS	35' 4"	134"	81"	7,890	1,155	10,250	2,360	50	37	37
	320RLS	34' 11"	134"	81"	7,385	1,055	9,850	2,465	50	85.5	37
	322FKS	33' 11"	134"	81"	7,785	1,130	10,250	2,465	50	85.5	48.5
	324BHDS	35' 6"	134"	81"	8,010	1,030	10,250	2,240	50	37	37
	SUPER LITE FIFTH WHEEL	25.5RKS	29' 2"	150"	72"	7,505	1,505	10,000	2,495	49	32.5
28.5BHS		32' 2"	152"	72"	8,270	1,620	10,700	2,430	46	32.5	32.5
28.5RLS		30' 11"	149"	77"	7,700	1,585	10,200	2,500	49	65	32.5
29.5RKS		31' 9"	151"	72"	8,005	1,640	10,700	2,695	49	65	32.5
30.5DBSA		34' 2"	153"	72"	8,885	1,710	11,400	2,515	46	65	65
30.5RLS		33' 4"	152"	77"	8,275	1,810	11,200	2,925	46	65	32.5
31.5FBHS		34' 2"	152"	68"	8,655	1,785	11,200	2,545	46	65	32.5
31.5RLDS	34' 7"	151"	77"	8,900	2,120	11,400	2,500	46	65	65	
FIFTH WHEEL	313RKS	35' 5"	160"	77"	9,830	2,345	13,750	3,920	87	89	52
	321RLTS	35' 4"	148"	77"	10,645	2,260	14,500	3,855	87	89	52
	341RLQS	37' 8"	159"	77"	11,055	2,550	14,950	3,895	87	87	52
	351RLSA	39' 1"	159"	77"	11,050	2,560	14,950	3,900	87	87	52
	355FBHS	38' 5"	159"	77"	11,075	2,440	14,500	3,425	87	67	77
	365BHS	40'	160"	77"	11,935	2,410	15,800	3,865	87	89	89

Unloaded Vehicle Weight (UWW): Sometimes referred to as "Dry Weight," UWW means the typical weight of this trailer as built at the factory. The UWW, as used in product literature and other promotional materials, does not include cargo, fresh water, propane, options or dealer-installed accessories.

Gross Vehicle Weight Rating (GVWR): GVWR means the maximum permissible weight of the trailer, including the UWW plus passengers, personal items, all cargo, fluids, options, and dealer-installed accessories. The GVWR is equal to or greater than the sum of the UWW and the CCC.

Cargo Carrying Capacity (CCC): CCC means the maximum weight of all passengers, personal items, food, fresh water, propane, tools, other cargo and dealer-installed accessories that can be carried by the trailer. CCC is equal to or less than GVWR minus UWW. The addition of options will decrease the CCC.

Hitch Weight (HW): The hitch weight, as used in product literature and other promotional materials, does not include cargo, fresh water, propane gas, options or dealer-installed accessories. The addition of these types of items will either add to or subtract from the stated hitch weight.

It is important for your safety and enjoyment that your tow vehicle be adequately sized and equipped to tow and handle the GVWR of the RV you select. Review weights and rating of your tow vehicle and consult a competent advisor for questions or advice. Whether you are new to RVing or a veteran, get a feel for the performance of your tow vehicle and the RV together before heading out on the roadways. When you tow an RV, you must drive differently than you do when driving a single vehicle. Practice hooking up, driving, backing up and braking in a safe environment or seek out professional instruction. Jayco affixes a weight label to each RV which lists weight information for that vehicle. See specification chart above.



AMERICA'S MOST **LIVEABLE** RVs.

2 YEAR WARRANTY

The Jayco Co-Pilot Warranty is a manufacturer's limited warranty. It comes from the people who build Jayco recreation vehicles to the people who buy them. Each Jayco is warranted to the original purchaser for twenty-four (24) months or twenty-four thousand (24,000) miles (mileage limitation applies to motorized products only), whichever occurs first, from the original date of purchase against defects in materials and workmanship. Jayco's limited warranty is not transferable. **Go ahead and compare the Jayco warranty with other manufacturers' warranties. You'll find it's the best in the business!**

For a copy of the limited warranty with full terms and conditions, ask your local Jayco dealer.

300 JAYCO DEALERS

Establishing a solid relationship with your local Jayco dealer is a key component in the enjoyment of your new Jayco. By purchasing from a local dealer, you will have a convenient location for sales, parts and service support.

Jayco dealers are required to deliver all products at the site of the sale to provide a full product orientation and walkthrough at the time of delivery. It's a good way to become familiar with your Jayco and to meet the service, parts and warranty staff members who will be assisting you. If you live in Canada, there are regulations that must be met when buying a Jayco RV. Your local Canadian dealer is a professional at meeting these requirements and regulations. There simply is no substitute for a good relationship with your local Jayco dealer.

1 YEAR ROADSIDE ASSISTANCE

Travel worry-free with Jayco's Customer First Roadside Assistance program, yours at no cost during your first year of ownership. This program is offered through Coach-Net®, the largest RV emergency road service in the country, and gives you immediate access to dependable roadside assistance and support services with a simple phone call.

- Free jump starts
- Free tire changes
- Free fuel delivery
- Free lockout service
- Free travelers checks
- Toll-free nationwide service appointment assistance
- 24-hour toll-free emergency message service
- Free custom trip routing and full-color map service
- Free dispatch of on-site mechanical service
- \$2,000 trip-interruption reimbursement
- RV technical assistance hotline
- Free towing to nearest qualified service

Your Jayco Dealer



Jayco proudly sponsors Tread Lightly!®, a nonprofit organization whose mission is to empower generations to enjoy the outdoors responsibly through education and restoration.



From RV insurance to extended warranties, JayPlus has it covered. Ask your Jayco dealer about our exclusive JayPlus program today.



As a Jayco owner, you can be part of the Jayco Jafari International Travel Club. Ask your dealer about the Jafari "flight" in your area, write Jayco or visit our website.

Jayco, Inc., P.O. Box 460, Middlebury, IN 46540, www.jayco.com 

See dealer for further information and prices. All information in this brochure is the latest available at the time of publication approval. Jayco reserves the right to make changes and to discontinue models without notice or obligation. Photos in this brochure may show optional equipment and props for photography purposes. RVs built for sale in Canada may differ to conform to Canadian codes. ©2010 Jayco, Inc. 10-EAGL-PL 0909-100K Printed in U.S.A.