

The top-selling
camper van in
North America.



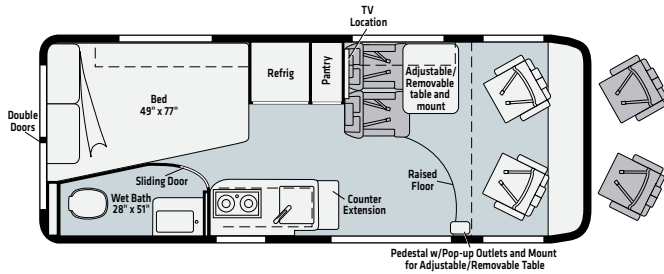
TRAVATO

QUALITY INNOVATION SERVICE

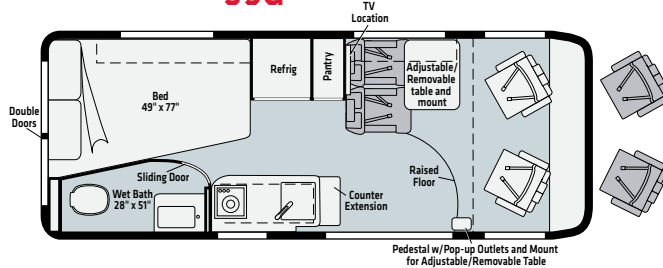
WINNEBAGO

Nimble and Efficient, Meet Easy-Going Comfort

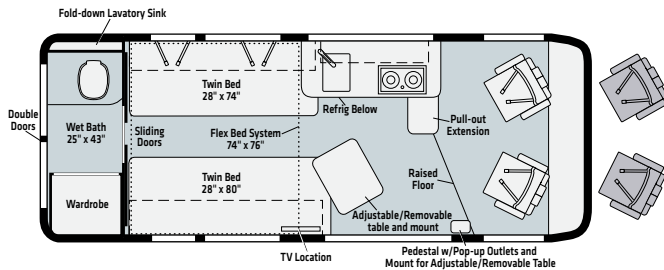
- **FLEXIBILITY ABOUNDS** New swing-arm-mounted table swivels 360 degrees and can be moved to a second mounting position, while automotive-grade dinette seating and two 3-point seatbelts (59G/GL) make the Travato a practical daily driver.
- **A COACH FOR ALL SEASONS** All-season roof and sidewall insulation, new honeycomb composite insulated flooring, above-floor waterlines, heated tanks and available dual-pane acrylic insulated windows extend the camping season and the Eco-Hot™ water system cuts water waste and waiting time for hot water.*
- **STOW & GO** Underbed, roof and bike rack storage hold big gear, our Anything Keepers™ store books and other small accessories overhead, and RAM® Tough-Track™ mounts keep electronics right where you want them.
- **SLEEP TIGHT** Innovative new WinnSleep™ system combines a superior two-layer CertiPUR-US® hygienic foam mattress with a European suspension system to increase comfort, relieve pressure and improve air circulation.
- **MORE POWER TO YOU** Pure³ Advanced Energy System uses safe, dependable automotive-grade technology to provide up to 9,600 watt-hours of power (12,800 with optional 4-module energy pack) for extended off-grid stays (59GL, 59KL).



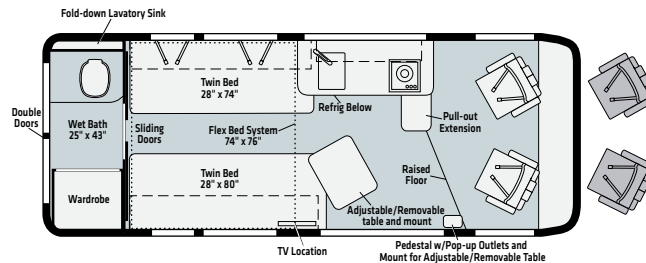
59G



59GL



59K



59KL

Ultraleather

Vinyl

WEIGHTS | MEASURES

	59G	59GL	59K	59KL
Length	21'	21'	21'	21'
Exterior Height ¹	9'4"	9'4"	9'4"	9'4"
Exterior Width	6'9"	6'9"	6'9"	6'9"
Awning Length	13'	13'	13'	13'
Interior Height	6'3"	6'3"	6'3"	6'3"
Interior Width	6'2"	6'2"	6'2"	6'2"
Freshwater Tank Capacity ² (gal.)	18	18	18	18
Water Heater Capacity (gal.)	2.6*	2.6*	2.6*	2.6*
Holding Tank Capacity - Black/Gray ² (gal.)	11/14	11/14	12/13	12/12
LP Capacity ³ (lbs.)	25.38	25.38	25.38	25.38
Fuel Capacity (gal.)	24	24	24	24
GCWR ⁴ (lbs.)	11,500	11,500	11,500	11,500
GVWR (lbs.)	9,350	9,350	9,350	9,350
GAWR - Front (lbs.)	4,629	4,629	4,629	4,629
GAWR - Rear (lbs.)	5,291	5,291	5,291	5,291
Wheelbase	159"	159"	159"	159"

* Quick recovery Truma Combi™ water/coach heater system runs on LP and/or 110-volt electric (includes 2-850-watt heating elements)

Note: Dimensions shown are for sleeping and shower space only and may vary due to styling differences.

1. The height of each model is measured to the top of the tallest standard feature and is based on the curb weight of a typically equipped unit. The actual height of your vehicle may vary by several inches depending on chassis or equipment variations. Please contact your dealer for further information.
2. Capacities are based on measurements prior to tank installation. Slight capacity variations can result due to installation applications.
3. Capacities shown are tank manufacturer's listed water capacity (W.C.) Actual filled LP capacity is 80% of listing due to overfilling prevention device on tank.
4. Actual towing capacity is dependent upon your particular loading and towing circumstances, which includes the GVWR, GAWR and GCWR as well as adequate trailer brakes. Please refer to the Operator's Manual of your vehicle for further towing information.

*Disclaimer: Winnebago recommends following the winter use guidelines and winterization procedures outlined in your owner's manual whenever camping in freezing conditions.

Because features, specifications, equipment, and options may vary from those highlighted in this brochure, the buyer is responsible for confirming with the dealer the features, specifications, equipment, and options included on their specific vehicle. In addition, Winnebago's program of continuous product improvement may result in changes to vehicle specifications, equipment, model availability, and price without notice