

ARCADIA

THE BEGINNING OF SOMETHING EXTRAORDINARY



KEYSTONE
RV COMPANY

CAMP BETTER



INSPIRED, INTENTIONAL, IN A LEAGUE OF ITS OWN

Keystone Arcadia was conceived, designed and engineered by a team with an unrelenting drive to challenge the beliefs and barriers to building the next generation RV. Delivering more performance, convenience, comfort and style, Arcadia speaks to an emerging group of campers with new ideals, new expectations, and a drive to shatter barriers of their own.

For more information, please visit keystonerv.com/Arcadia

INTRODUCING: THE NGC2

Arcadia completely reinvents the fifth wheel frame, delivering superior systems' performance, unprecedented weather protection, surprise boondocking wins, and storage for days.

- HVAC, plumbing, electrical and tanks no longer need to navigate around welded cross members and can be laid out for optimal efficiency and performance
- Direct-run furnace ducting with residential-style heating via discreetly placed floor vents
- Center spine adds structural integrity and HyperDeck™ floor support



SPACE SAVER™ UPPER DECK & NEW FRONT CAP STANCE (FW ONLY)

Space Saver upper deck design which replaces a series of 2" x 6" beams with one 6" x 6" header beam, allowing for a flush-floor walk-in closet. But we didn't stop there, by reducing the pitch of the front cap and raising the height of the cap's "nose" (the most forward point), Arcadia owners are treated to a spacious ensuite walk-in closet with shelving, a full-length hanging rod, and hookups for either side-by-side or stackable washer and dryer.

NGC2
CHASSIS

SCAN FOR MORE INFORMATION

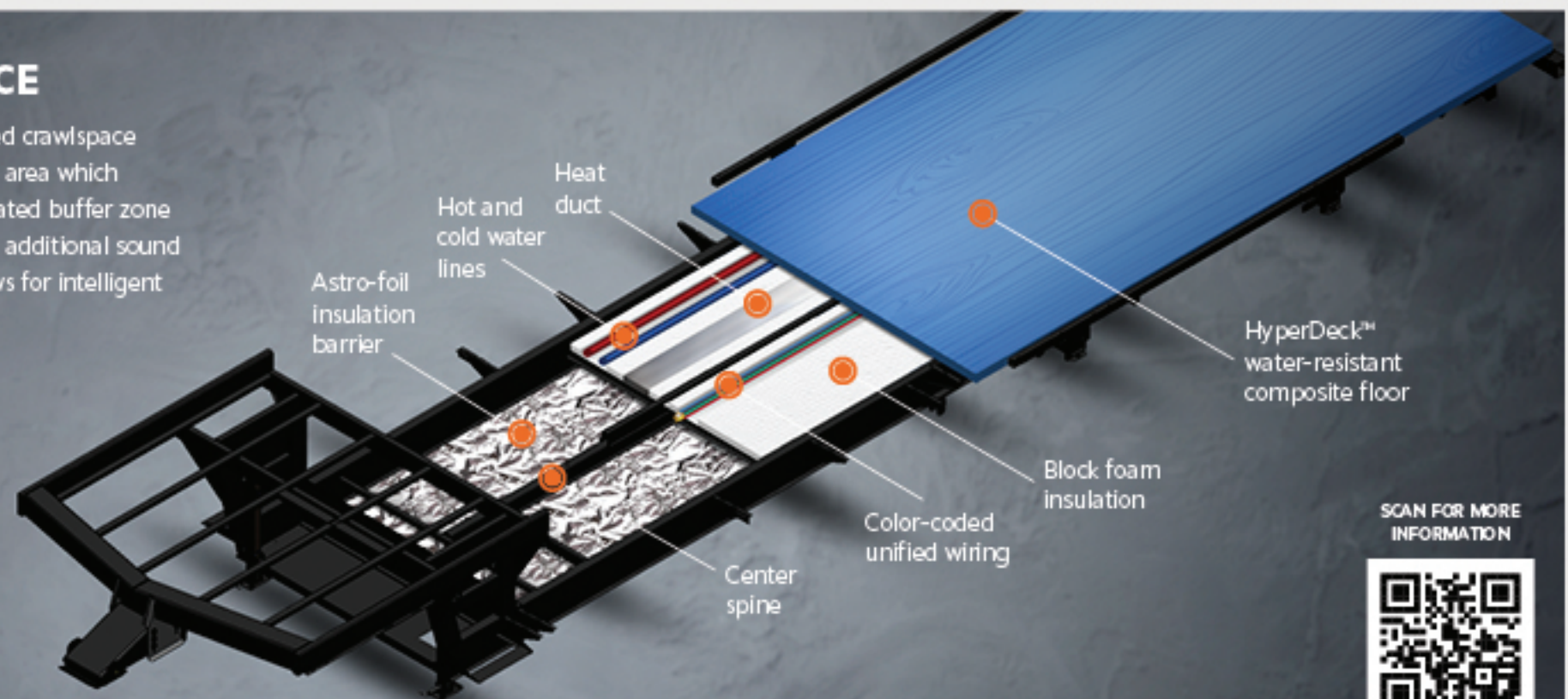


REVOLUTIONARY: THE CRAWLSPACE

Installed below the HyperDeck™ main floor, Arcadia's patented crawlspace utilizes block foam insulation to create a 360 degree enclosed area which houses water lines, wiring and a residential heat duct. This heated buffer zone protects your water lines from the elements while creating an additional sound and rodent barrier. Strategic placement of the heat duct allows for intelligent vent placements in your Arcadia.

2 HEATED CHAMBERS 3 LAYERS OF INSULATION


Beneath every Arcadia cabin are two heated chambers and three layers of insulation. Water lines and heat ducts are enclosed in the crawlspace with Keystone's HyperDeck™ on top and a second layer of block foam insulating the bottom of the crawlspace. In the basement, there is a layer of Astro-foil insulation as well as 12-volt heat pads and circulated heat to keep your tanks protected.



SCAN FOR MORE INFORMATION



SCAN FOR MORE INFORMATION



SCAN FOR MORE INFORMATION



CURT PERFORMANCE PACKAGE

More comfort, enhanced durability, increased safety and less maintenance are just a few of the benefits found with Arcadia's exclusive Curt Performance Package.

THE SOLAR ENERGY SYSTEM YOU'VE BEEN WAITING FOR

Impossibly versatile, exceptionally designed, SolarFlex is shattering customers' expectations of factory solar power. SolarFlex eliminates guesswork and delivers high quality solar energy at an affordable cost.



UNOBSTRUCTED & FINISHED FW STORAGE

Like the trunk of your car, Arcadia's storage compartments are fully lined and free from exposed wires, plumbing and other components. The front pass-through storage has equally sized doors on both sides and features d-ring tie downs.



MASTER CONVENIENCE CENTER

The Arcadia team created a dedicated spot for all of your hookups that was NOT in your pass-through storage. This intelligent design provides unmatched convenience and isolates your wet connections inside a remote location. An intuitive instructional chart guarantees ease of use.



SCAN FOR MORE INFORMATION



ELECTRIC AUTO-LEVELING

With the push of a button, Ground Control 3.0 levels and stabilizes your Arcadia quickly and accurately in a matter of minutes. The touch pad is securely and conveniently located behind a locked door with step-by-step instructions provided.

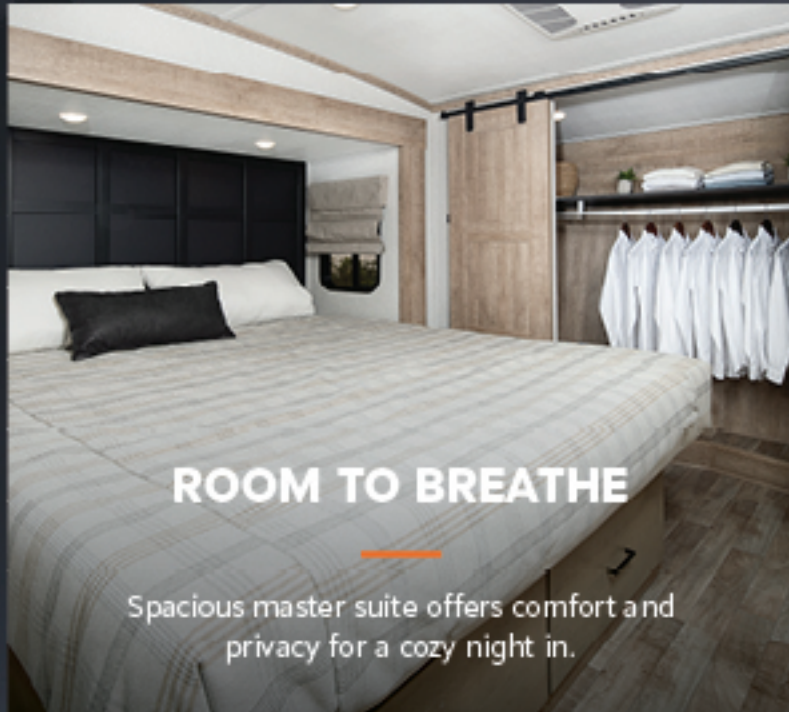


CURT® ARV FIFTH WHEEL HITCH PIN

Arcadia's innovation leads to improved performance. The ARV hitch pin offers a pivoting pin that reduces fore-to-aft "chucking" and flexible, rubberized grommets at all attachment points that reduces vibration by 50%.



SCAN FOR MORE INFORMATION



ROOM TO BREATHE

Spacious master suite offers comfort and privacy for a cozy night in.



WELL-DESIGNED STORAGE

Thoughtful interior and exterior storage allows you to pack what you need for extended-stay camping.



3/4 TON FW



3660RL
FIFTH WHEEL

Rear living, mid-kitchen, master closet

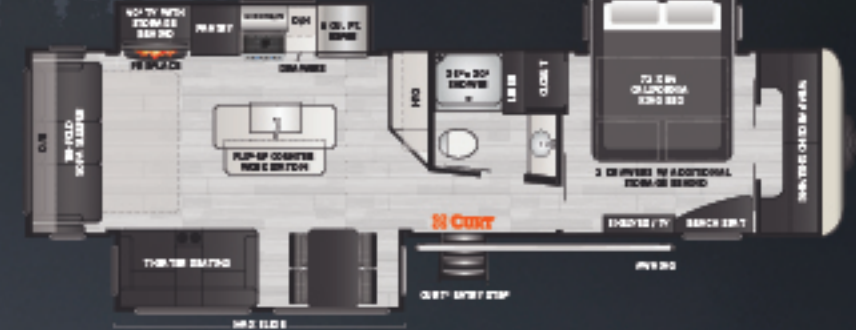
1/2 TON FW



3250RL
FIFTH WHEEL

Rear living, mid-kitchen, wardrobe slide

TRAVEL TRAILER



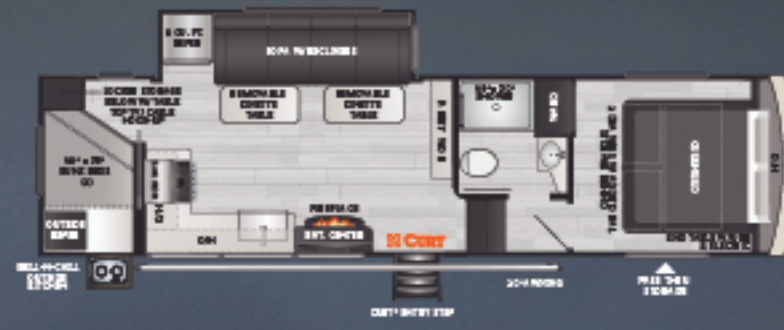
STOCK ONLY
370RL
TRAVEL TRAILER

Rear living, mid-kitchen, master closet



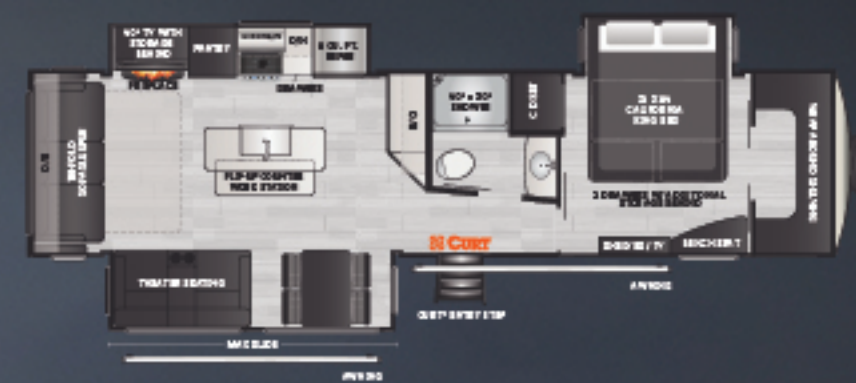
NEW!
3940LT
FIFTH WHEEL

2 bedroom, loft, 1 1/2 bath



NEW!
3370BH
FIFTH WHEEL

Bunkroom, super sofa, outside kitchen



NEW!
377RL
TRAVEL TRAILER

Rear living, mid-kitchen, master closet

| MODEL | WEIGHT | CARRYING CAPACITY | HITCH WEIGHT | FRESH WATER** | WASTE WATER | GRAY WATER | LPG | LENGTH* | WIDTH | HEIGHT | AWNING |
|--------|--------|-------------------|--------------|---------------|-------------|------------|-----|---------|-------|--------|---------|
| 3250RL | 9019 | 2831 | 1655 | 66 | 49 | 88 | 60 | 32' 5" | 8' | 13' 4" | 17' |
| 3370BH | 9487 | 2113 | 1405 | 66 | 49 | 88 | 60 | 33' 7" | 8' | 13' 4" | 20' |
| 3660RL | 11030 | 2470 | 1880 | 107 | 49 | 88 | 60 | 36' 6" | 8' | 13' 4" | 16' |
| 3940LT | 12380 | 1440 | 1820 | 66 | 88 | 88 | 60 | 39' 7" | 8' | 13' 4" | 16' |
| 370RL | 9463 | 1797 | 1065 | 66 | 39 | 78 | 60 | 36' 10" | 8' | 11' 6" | 11' |
| 377RL | 9540 | 1890 | 1235 | 66 | 39 | 78 | 60 | 37' 7" | 8' | 11' 6" | 11'/11' |

DISCLAIMER: Product information is as accurate as possible as of the date of publication of this brochure. All features, floor plans, and specifications in this brochure are subject to change without notice. Please also consult Keystone's web site at www.keystonerv.com for more current product information and specifications. Tow Vehicle Disclaimer. CAUTION: Owners of Keystone recreational vehicles are solely responsible for the selection and proper use of tow vehicles. All customers should consult with a motor vehicle manufacturer or their dealer concerning the purchase and use of suitable tow vehicles for Keystone products. Keystone disclaims any liability or damages suffered as a result of the selection, operation, use or misuse of a tow vehicle. KEYSTONE'S LIMITED WARRANTY DOES NOT COVER DAMAGE TO THE RECREATIONAL VEHICLE OR THE TOW VEHICLE AS A RESULT OF THE SELECTION, OPERATION, USE OR MISUSE OF THE TOW VEHICLE. *Length is defined as the distance from the centerline of hitch pin/coupler to rear bumper of trailer. **Fresh water includes water heater capacity. Please review owner's manual prior to purchase for more information on service warranties, extended use, towing and maintenance. Owner's manuals can be found at keystonerv.com.

| | TT | 1/2 TON | 3/4 TON |
|--|----|---------|---------|
| KEYSTONE EXCLUSIVES | | | |
| 3-year TRANSFERABLE limited structural warranty | ● | ● | ● |
| 1-year TRANSFERABLE limited base warranty | ● | ● | ● |
| Color-coded unified wiring standard | ● | ● | ● |
| 4G LTE and Wi-Fi prep | ● | ● | ● |
| Tuf-Lok™ thermoplastic duct joiners | ● | ● | ● |
| KeyTV™ multisource signal controller | ● | ● | ● |
| In-floor heating ducts | ● | ● | ● |
| Tre-fit™ slide construction | ● | ● | ● |
| Hyper Deck™ flooring | ● | ● | ● |
| EXTERIOR | | | |
| Revolutionary N6C2™ Next Generation Crawlspace Chassis | ● | ● | ● |
| Heated and enclosed water supply lines in chassis | ● | ● | ● |
| SpaceSaver™ upper deck chassis design | | ● | ● |
| Rhino™ pin box chassis design | | ● | ● |
| Ground Control™ 3.0 auto-leveling system | ● | ● | ● |
| Electric front tongue jack with LED light | ● | | |
| Curt® ARV upgraded hitch pin | | ● | ● |
| Curt® HD axles w/ reinforced axle wall tube | ● | ● | ● |
| Curt® HD axle bearing pack w/ SuperLube™ | ● | ● | ● |
| Curt® HD forward self-adjusting brake assembly | ● | ● | ● |
| Curt® HD springs and HD axle attachment brackets | ● | ● | ● |
| Curt® rubberized equalization suspension system | ● | ● | ● |
| Curt® greasable suspension "wet" bolts w/ bronze bushings | ● | ● | ● |
| Curt® HD 1/2" axle links | ● | ● | ● |
| Curt® SolidStep™ with extra-wide top step | ● | ● | ● |
| 15" aluminum wheels | ● | ● | |
| 16" aluminum wheels | | | ● |
| Fully laminated, aluminum framed, one-piece fiberglass sidewalls | ● | ● | ● |
| Automotive grade, high gloss fiberglass exterior | | | ● |
| Aerodynamic, high gloss fiberglass front cap | ● | ● | ● |
| Max Turn Technology™ front cap design for improved turning radius | | ● | ● |
| Trunk™ pass-through storage w/ 88 cu. ft. of clutter-free capacity | | | ● |
| Tie-down rings in pass-through storage | | ● | ● |
| (2) XL pass-through baggage doors | | ● | ● |
| XL safety glass windows w/ 80% tint | ● | ● | ● |
| Extra-wide 30" entrance door | ● | ● | ● |
| Upgraded, folding entrance-assist handle | ● | ● | ● |
| Power awning w/ light strip | ● | ● | ● |
| Intelligently designed, stand-alone convenience center | ● | ● | ● |

| | TT | 1/2 TON | 3/4 TON |
|---|--------|---------|---------|
| Battery disconnect | ● | ● | ● |
| Black tank flush | ● | ● | ● |
| Power water fill connection | ● | ● | ● |
| Easy winterization connection | ● | ● | ● |
| Rear observation camera prep | ● | ● | ● |
| 5" pre-engineered roof trusses on 16" centers | ● | ● | ● |
| 3/8" walk-on roof decking | ● | ● | ● |
| 1-piece AlphaPly™ TPO membrane (lifetime limited warranty) | ● | ● | ● |
| Winegard AIR 360+™ amplified, omni-directional antenna | ● | ● | ● |
| Roof-mounted satellite connectivity | ● | ● | ● |
| Dual attic vents | ● | ● | ● |
| Door-side, quick-connect external spray port | | ● | ● |
| Solar Flex™ 200 solar panel, charge controller and inverted outlets | ● | ● | ● |
| Solar Flex™ 400 | OPTION | OPTION | OPTION |
| Solar Flex™ 600 | | OPTION | OPTION |
| INTERIOR | | | |
| Designer vinyl flooring throughout | ● | ● | ● |
| Residential theatre seating w/ heat and massage (select models) | ● | ● | ● |
| Tufted EZ-sit foam XL tri-fold sofa (select models) | ● | ● | ● |
| USB charging stations at theatre seating | ● | ● | ● |
| HD flat screen TV | ● | ● | ● |
| Satellite and cable prep on all TV's | ● | ● | ● |
| Bluetooth® stereo and DVD surround media player w/ AM/FM | ● | ● | ● |
| Flush-floor main deck slides including galley slide | ● | ● | ● |
| Residential "Roman" shades w/ black-out backing | ● | ● | ● |
| Fireplace w/ remote and 5,000 BTU heating element | ● | ● | ● |
| LED lighting throughout | ● | ● | ● |
| KITCHEN | | | |
| Free-standing dinette table w/ (4) residential chairs (most models) | ● | ● | ● |
| Deluxe solid-surface countertops | | | ● |
| Stainless-steel "farmhouse" sink w/ sink cover | ● | ● | ● |
| High-rise, pull-down single lever faucet | ● | ● | ● |
| Custom cabinetry featuring solid wood, painted cabinet doors | ● | ● | ● |
| Residential, adjustable hidden hinges on cabinet doors | ● | ● | ● |
| Oversized drawers w/ residential ball-bearing drawer guides | ● | ● | ● |
| Flip-up, butcher block island work station w/ USB connections | ● | ● | ● |
| Easy-clean residentially inspired backsplash | ● | ● | ● |
| Wine rack above microwave (select models) | ● | ● | ● |
| Pull-out spice rack (select models) | ● | ● | ● |

| | TT | 1/2 TON | 3/4 TON |
|---|--------|---------|---------|
| BATHROOM | | | |
| XL linen cabinet (select models) | ● | ● | ● |
| One-piece countertop w/ large, recessed sink bowl | ● | ● | ● |
| Large shower w/ sliding glass doors | ● | ● | ● |
| 48" fiberglass shower w/ sliding glass doors (bed slide models) | | | ● |
| Porcelain foot-flush toilet | ● | ● | ● |
| Large skylight | ● | ● | ● |
| 12V exhaust fan | ● | ● | ● |
| BEDROOM | | | |
| Designer vinyl flooring throughout | ● | ● | ● |
| Stationary bed base for improved storage and durability | ● | ● | ● |
| 60" x 80" queen size bed (non-bed slide models) | ● | ● | ● |
| 72" X 84" California king bed (bed slide models) | ● | | ● |
| Upgraded Serta™ memory foam mattress | ● | ● | ● |
| Stylish and modern headboard design | ● | ● | ● |
| (2) XL storage drawers under the bed | ● | ● | ● |
| (2) LED overhead reading lights | ● | ● | ● |
| (2) bedside 110-volt outlets | ● | ● | ● |
| Walk-in closet w/ additional storage drawers (bed slide models) | | | ● |
| W/D prep for stackable applications (bed slide models) | | | ● |
| Bedroom TV and satellite prep | ● | ● | ● |
| APPLIANCES AND UTILITIES | | | |
| 8" gas/electric refrigerator | ● | ● | |
| XL 12" gas/electric refrigerator | | | ● |
| 30" OTR residential microwave | ● | ● | ● |
| Residentially-styled 21" gas range/oven | ● | ● | ● |
| Coleman® 15,000 BTU A/C | ● | ● | ● |
| 12 gal. gas/electric water heater w/ "quick recovery" | ● | ● | ● |
| Direct Spark Ignition (DSI) on water heater | ● | ● | ● |
| 50 amp electrical service | ● | ● | ● |
| (2) 30 lb. propane bottles w/ auto change-over | ● | ● | ● |
| 66 gallons of total fresh water capacity (non-bed slide models) | ● | ● | ● |
| 107 gallons of total fresh water capacity (bed slide models) | | | ● |
| Waste tanks: 78 gallons and 39 gallons black | ● | | |
| Waste tanks: 88 gallons gray and 49 gallons black | | ● | ● |
| Fully enclosed and insulated holding tanks and dump valves | ● | ● | ● |
| 12-volt heat pads on all chassis holding tanks | ● | ● | ● |
| 35,000 BTU high output furnace | ● | ● | ● |
| 12-volt, solar-friendly refrigerator | OPTION | OPTION | OPTION |
| 2nd 13,500 BTU A/C | OPTION | OPTION | OPTION |




3-YEAR LIMITED STRUCTURAL WARRANTY, 1-YEAR LIMITED BASE WARRANTY

Every new Keystone RV comes with the industry's best three-year limited structural warranty AND a one-year limited base warranty. Ask your dealer, visit keystonerv.com, or call Keystone Owner Relations for details.



Blade PURE™

Engineered to a higher standard, Blade Pure™ removes airborne contaminants, reduces noise, and keeps you cooler than ever before.




Color-Coded Unified Wiring Standard

Easy-to-trace circuits simplify electrical and entertainment system troubleshooting.



KeyTV™

No more connection guesswork or poor reception. KeyTV offers a game-changing, single point of control of over-the-air, cable, and satellite feeds.




In-floor Heating Ducts

Distributes heat evenly through your coach for superior comfort.



4G LTE and Wi-Fi prep

All units are equipped with a new antenna that integrates 4G LTE and Wi-Fi with standard VHF/UHF/AM/FM reception.



HyperDeck™ High-Performance, Water-Resistant RV Floor

The HyperDeck RV floor is more resilient stronger and lighter than traditional laminated wood construction – and it resists water and water damages.

SCAN FOR MORE INFORMATION



PATENTED MaxTurn Technology™

Frame and hitch design for unparalleled maneuverability.