

 Keystone RV
Company

Springdale

by Keystone 

WESTERN EDITION



TRAVEL TRAILERS & FIFTH WHEELS

2017


DSI
Annual RVDA DEALER
SATISFACTION INDEX

**Keystone RV
Company™**

When Cole Davis founded Keystone RV in 1996 his vision was clear: Build a quality RV loaded with features priced thousands less than other RVs on the market. To accomplish his goal, Cole would recruit and build a strong team, focus on keeping overhead low, and empower the people closest to the customer to make decisions. Within a few short months after opening the doors, Keystone produced its very first camper. Delivering big on quality, features and value, the public fell in love and a star was born.

As customers appetite skyrocketed, new Keystone models were added to satisfy growing customer demand. Along with this tremendous growth came the need for expanded production. To meet this need, more manufacturing plants were built and staffed. By the beginning of 2000, Keystone was leading the industry in fifth wheel and trailer sales. Today, Keystone RV Company has grown to encompass over 1 million square feet of manufacturing space with facilities in Goshen, Indiana and Pendleton, Oregon. While Keystone is no longer the small “start up” we once were, our mission has remained true to Cole’s vision—“Do the job right and make sure we deliver a quality product every time.”

Our Story



An original Keystone RV brand 18 years and running strong... **SPRINGDALE** is a benchmark of success in the RV industry as well as a legacy for our company Keystone RV. Having made countless camping adventures even better... The **SPRINGDALE** brand of travel trailers has exceeded expectations and helped create memories for our customers that will last for many years to come.

At Keystone RV, we pride ourselves on unmatched quality control procedures and maintain customer service that is second to none. With our 18 year proven track record... **SPRINGDALE** travel trailers are constructed with our customers in mind. This quality craftsmanship and attention to detail ensures our customers a peace of mind that they will continue to get the most out of their camping season.

With **SPRINGDALE**, we understand that our customer’s hard earned money should go just as far as their adventures can take them. That is why we believe in the importance of delivering the best floor plans, best features, best look and best quality... period. Once on the road to adventure, our customers will see how camping in their **SPRINGDALE** travel trailer “is just plain better”! Unmatched in its design, **SPRINGDALE** offers numerous features you can’t find on any of our competitors, as well as more standard options and amenities than any travel trailer in its class. From our interior vaulted ceiling, 14’ Super Slide Room to the “Do More” dinette table, we have remained focused on providing great value and convenient features that will always make camping in your **SPRINGDALE** travel trailer... A Better Way To Camp!

Springdale

by Keystone 

THE COMPLETE CHOICE

SUMMERLAND MINI SINGLE AXLE

- Full Size Compact Travel Trailer
- Complete Floorplan Choices
- Light Weight with Elbow Room
- Amazing Interior Height in its Class



SPRINGDALE

- Complete Collection of Couples Coaches & Family Bunk Models
- Full Featured Travel Trailer With A Look & Options Not Found On Our Competition
- Everything From 18' Non Slides to 38' Double Slides

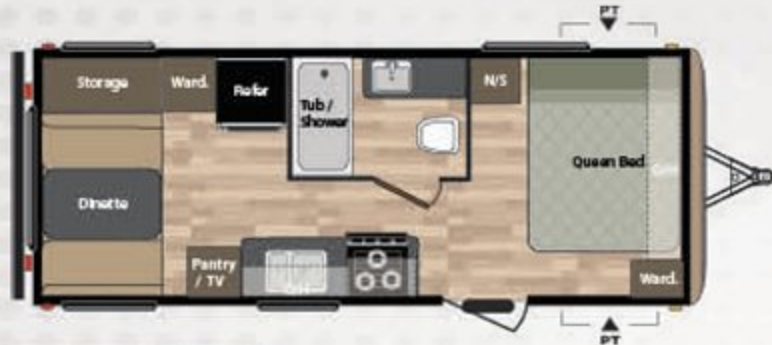


SPRINGDALE FIFTH WHEELS

- The Full Featured Entry Level 5th
- Great Bunkhouse & Couples Units
- Full Color Aluminum Frame Laminated Fiberglass Sidewalls



ECO-LITE TRAVEL TRAILERS



179QBWE WEIGHT: 3968 LENGTH: 21' 10"



189FLWE WEIGHT: 4205 LENGTH: 23' 7"



201RDWE WEIGHT: 4264 LENGTH: 24' 0"



202QBWE WEIGHT: 4288 LENGTH: 24' 10"



212RBWE WEIGHT: 5404 LENGTH: 25' 11"



220BHWE WEIGHT: 4705 LENGTH: 26' 10"



240BHWE WEIGHT: 5700 LENGTH: 27' 10"



242RKWE WEIGHT: 5867 LENGTH: 28' 6"



245RBWE WEIGHT: 4799 LENGTH: 27' 11"



258RLWE WEIGHT: 6037 LENGTH: 29' 7"



260TBWE WEIGHT: 4879 LENGTH: 28' 6"

MODEL	SHIPPING WEIGHT	CARRYING CAPACITY	HITCH WEIGHT	EXT LENGTH*	EXT HEIGHT	FRESH WATER	WASTE WATER	GREY WATER	LPG
179QBWE	3969	2061	530	21' 10"	10' 6"	60	40	40	60
189FLWE	4205	1750	455	23' 7"	10' 6"	60	38	40	60
201RDWE	4264	2266	530	24' 0"	10' 6"	60	40	40	60
202QBWE	4288	2212	550	24' 10"	10' 6"	60	40	40	60
212RBWE	5405	2255	660	25' 11"	10' 11"	60	38	76	60
220BHWE	4705	2865	570	26' 10"	11' 1"	60	38	78	60
240BHWE	5700	1990	690	27' 10"	10' 11"	60	38	78	60
242RKWE	5867	1863	730	28' 6"	10' 11"	60	38	80	60
245RBWE	4799	2761	560	27' 11"	10' 6"	60	38	78	60
258RLWE	6037	1563	600	29' 7"	10' 6"	60	38	78	60
260TBWE	4879	2646	525	28' 6"	10' 6"	60	38	40	60

DISCLAIMER: Product information is as accurate as possible as of the date of publication of this brochure. All features, floor plans, and specifications in this brochure are subject to change without notice. Please also consult Keystone's web site at www.keystonerv.com for more current product information and specifications. Tow Vehicle Disclaimer. CAUTION: Owners of Keystone recreational vehicles are solely responsible for the selection and proper use of tow vehicles. All customers should consult with a motor vehicle manufacturer or their dealer concerning the purchase and use of suitable tow vehicles for Keystone products. Keystone disclaims any liability or damages suffered as a result of the selection, operation, use or misuse of a tow vehicle. KEYSTONE'S LIMITED WARRANTY DOES NOT COVER DAMAGE TO THE RECREATIONAL VEHICLE OR THE TOW VEHICLE AS A RESULT OF THE SELECTION, OPERATION, USE OR MISUSE OF THE TOW VEHICLE. *Length is defined as the distance from the centerline of hitch pin/coupler to rear bumper of trailer. 02.17

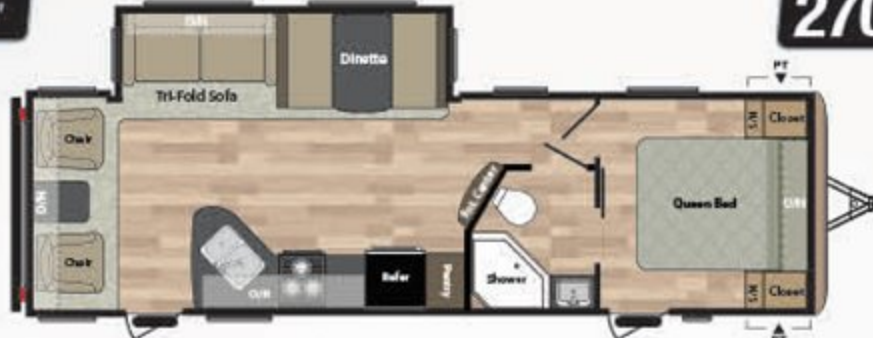
SSR TRAVEL TRAILERS



235RBWE WEIGHT: 5820 LENGTH: 27' 5"



270BHWE WEIGHT: 6850 LENGTH: 32' 11"



271RLWE WEIGHT: 6738 LENGTH: 31' 10"



272BHWE WEIGHT: 6100 LENGTH: 30' 0"



282BHWE WEIGHT: 6770 LENGTH: 32' 1"



293RKWE WEIGHT: 6790 LENGTH: 32' 11"



303BHWE WEIGHT: 7810 LENGTH: 34' 11"



// 235RBWE SHOWN IN ALMOND DECOR



// 270BHWE SHOWN IN KONA DECOR

MODEL	SHIPPING WEIGHT	CARRYING CAPACITY	HITCH WEIGHT	EXT LENGTH*	EXT HEIGHT	FRESH WATER	WASTE WATER	GREY WATER	LPG
235RBWE	5820	1910	760	27' 5"	10' 11"	60	40	76	60
270BHWE	6850	2760	810	32' 11"	11' 3"	60	38	78	60
271RLWE	6738	2952	890	31' 10"	11' 3"	60	40	38	60
272BHWE	6100	1800	900	30' 0"	10' 6"	60	38	38	60
282BHWE	6770	2750	720	32' 1"	11' 3"	60	38	78	60
293RKWE	6790	2740	730	32' 11"	10' 11"	60	38	76	60
303BHWE	7810	2390	810	34' 11"	11' 3"	60	38	38	60

SRT TRAVEL TRAILERS

RUGGED TERRAIN



211SRTWE WEIGHT: 5545 LENGTH: 34' 6"




240SRTWE WEIGHT: 5854 LENGTH: 27' 10"

MODEL	SHIPPING WEIGHT	CARRYING CAPACITY	HITCH WEIGHT	FRESH WATER	WASTE WATER	GREY WATER	LPG	EXTERIOR LENGTH*	EXTERIOR HEIGHT
211SRTWE	5545	2005	550	60	38	40	60	34' 6"	10' 6"
240SRTWE	5854	1840	690	60	38	78	60	27' 10"	10' 11"

RUGGED TERRAIN PACKAGE

- 15" Rugged Terrain Tires and Rims
- Heavy Duty Shock Absorbers
- Additional Outdoor Activity Light
- Diamond Plated Siding and Bumper
- Solar Powered Battery Charger
- Bike Receiver Hitch
- SRT Decals
- Spring Over Axle for Increased Ride Height



STAY IN TOUCH

Springdale & Springdale Summerland Series are always just a touch away. You'll find 360 virtual tours, location of your nearest dealer, photos, videos and all of the latest information about Springdale & Springdale Summerland Series. Everything you need can be accessed anytime, day or night, from home or on the road. You can also find us on the Keystone RV Facebook.

KEYSTONERV.COM/SPRINGDALE



SUMMERLAND SERIES SINGLE AXLE FLOORPLANS

SUMMERLAND SERIES *Mini*



1700FQ WEIGHT: 3288 LENGTH: 21' 5"



TOP 5 SELLING FEATURES

- 8' WIDE
- 78" INTERIOR HEIGHT
- GAS STRUTTED DOOR
- 3 CU. FT. GAS/ELECTRIC /12V REFRIGERATOR
- SEAMLESS FLOORING



1750RD WEIGHT: 3299 LENGTH: 21' 5"



1800BH WEIGHT: 3234 LENGTH: 21' 5"



1850FL WEIGHT: 3340 LENGTH: 21' 5"

MODEL	SHIPPING WEIGHT	CARRYING CAPACITY	HITCH WEIGHT	EXTERIOR LENGTH*	EXTERIOR HEIGHT	FRESH WATER	WASTE WATER	GREY WATER	LPG
1700FQ	3288	1112	480	21' 5"	10' 6"	27	30	30	20
1750RD	3299	1101	465	21' 5"	10' 6"	27	30	30	20
1800BH	3234	1166	440	21' 5"	10' 6"	27	30	30	20
1850FL	3340	1060	545	21' 5"	10' 6"	27	30	30	20

FIFTH WHEEL FLOORPLANS



253FWRE WEIGHT: 8493 LENGTH: 32' 10"



262FWRK WEIGHT: 7290 LENGTH: 28' 8"



286FWBH WEIGHT: 8296 LENGTH: 33' 6"



278FWRL WEIGHT: 8157 LENGTH: 31' 0"



302FWRK WEIGHT: 8880 LENGTH: 33' 9"



TOP SELLING FEATURES

- 50 AMP SERVICE WIRED & BRACED FOR 2ND A/C
- HEATED & ENCLOSED UNDERBELLY
- LAMINATED SIDEWALLS
- ALL FLOORPLANS UNDER 9,000 LBS.

MODEL	SHIPPING WEIGHT	CARRYING CAPACITY	HITCH WEIGHT	EXT LENGTH*	EXT HEIGHT	FRESH WATER	WASTE WATER	GREY WATER	LPG
253FWRE	8493	1807	1500	32' 10"	11' 10"	52	39	39	60
262FWRK	7290	2770	1260	28' 8"	11' 10"	52	39	78	60
278FWRL	8157	2038	1395	31' 0"	11' 10"	52	39	39	60
286FWBH	8296	2244	1740	33' 6"	11' 4"	52	39	78	60
302FWRK	8880	1440	1520	33' 9"	11' 4"	52	39	78	60

Springdale

by Keystone

TRAVEL IN COMFORT, ENJOY THE TRIP, IT'S A WAY OF LIFE...

38's



38BH WEIGHT: 8661 LENGTH: 38' 11"

- BUNKHOUSE W/ KIDS DINETTE
- 18 CU. FT. RESIDENTIAL REFRIGERATOR
- 10 GALLON GAS/ELECTRIC DSI WATER HEATER
- BEDROOM SLIDE



38FL WEIGHT: 8587 LENGTH: 38' 11"

- SECTIONAL SOFA W/ FIREPLACE
- 18 CU. FT. RESIDENTIAL REFRIGERATOR
- 10 GALLON GAS/ELECTRIC DSI WATER HEATER
- BEDROOM SLIDE



38FQ WEIGHT: 8628 LENGTH: 38' 11"

- TWO BEDROOMS
- 18 CU. FT. RESIDENTIAL REFRIGERATOR
- 10 GALLON GAS/ELECTRIC DSI WATER HEATER
- BEDROOM SLIDE

MODEL	SHIPPING WEIGHT	CARRYING CAPACITY	HITCH WEIGHT	FRESH WATER	WASTE WATER	GREY WATER	LPG	EXT LENGTH*	EXT HEIGHT
38BH	8661	2494	995	56	39	69	60	38' 11"	11' 4"
38FL	8587	2518	945	56	39	69	60	38' 11"	11' 4"
38FQ	8628	2507	975	56	39	69	60	38' 11"	11' 4"

TOP 6 FEATURES

- 18 CU. FT. RESIDENTIAL REFRIGERATOR
- 10 GALLON GAS/ELECTRIC DSI WATER HEATER
- BEDROOM SLIDE
- 50 AMP SERVICE WIRED & BRACED FOR 2ND AC
- HEATED & ENCLOSED UNDERBELLY
- 60" PATIO DOOR



FEATURES



TOP SELLING FEATURES


1. WIDE STANCE AXLES (SLIDE OUT MODELS)
2. POWER STABILIZER JACKS (SSR ONLY)
3. PORCELAIN FOOT FLUSH TOILET
4. ALUMINUM TRIPLE STEP ENTRY STEPS (SSR ONLY)
5. LAUNDRY CHUTE
6. TRI-FOLD SLEEPER SOFA
7. ALUMINUM WHEELS (SSR ONLY)



SPRINGDALE ARCTIC PACKAGE

- Forced Air Heated & Enclosed Underbelly - R20
- Reflective Foil Technology
- Double Layer Roof Insulation - R14
- 30K BTU Furnace
- Thermofoil Insulation Throughout Underbelly

- 1** Continuous Steel I-Beam Frame
- 2** Walkable Crowned Roof
- 3** Hurricane Strap Reinforced Structure
- 4** Oversized Pass Through Storage
- 5** Diamond Plate Front Protector
- 6** One Piece Alpha-Ply Roof w/ 12 YR. Warranty
- 7** 3/8" Roof Decking w/ 7 YR. Warranty
- 8** Dual 30 Lb. LP Bottles
- 9** Electric Awning
- 10** Residential Batten Insulation Throughout (R7)
- 11** Dual Battery Storage Tray
- 12** XL Entry Assist Handle (SSR Only)
- 13** 5/8" Dynaspan Floor Decking (25yr Warranty)
- 14** Aluminum Wheels (Opt.) (SSR Only)
- 15** Triple Stage Slide Room Seals
- 16** Aluminum Triple Entry Steps (SSR Only)
- 17** Radius Skirting
- 18** E-Z Lube Axles
- 19** 0.30 Aluminum Baked Enamel Siding
- 20** Black Framed, Tinted Safety Glass Windows
- 21** Rain Gutter with Extended Down Spouts
- 22** Fender Skirts
- 23** 13,500 BTU Ducted Air Conditioner (Opt. 15K) (SSR Only)
- 24** Exterior TV Mount (SSR Only)
- 25** (4) Power Stabilizer Jacks (SSR Only)
- 26** Electric Tongue Jack (Opt.) (SSR Only)
- 27** Solar Prep



Springdale



// 302FWRK SHOWN IN KONA DECOR



12 // 270BH SHOWN IN KONA DECOR



// 240BHWE BEDROOM

SPRINGDALE INTERIORS



// 235RBWE SHOWN IN ALMOND DECOR



// 293RKWE KITCHEN AREA SHOWN IN ESPRESSO DECOR



// 253FWRE SHOWN IN ESPRESSO DECOR

STANDARDS & OPTIONS

Standard features and options are subject to change without notice.

CONSTRUCTION	ECO-LITE TT		SPRINGDALE FW	
	SSR TT	TT	FW	MINI
2 - 30# LP Bottles w/auto change over	S	S	S	-
Electric Adjustable Front Landing Gear	-	S	-	-
Power Stabilizer Jacks	-	S	S	-
Two Heavy Duty Stabilizer Jacks	-	-	-	S
Manual Stabilizer Jacks (4)	S	-	-	-
96" Exterior Width	S	S	S	S
60 Gallon Fresh Water Tank	S	S	-	-
Dynaspan Decking w/25 Year Warranty	S	S	S	S
One Piece Extruded I-Beam	S	S	S	S
Spread Axle (models w/Slides)	S	S	-	-
Aluminum 3 Step Entry Step	-	S	S	-
E-Z Open Entry Step	S	-	-	S
Radial Tires	S	S	S	S
13.5K A/C	S	S	S	0
Tub Surround	S	S	S	-
Predrilled & Screwed Residential Cabinetry	S	S	-	S
2x3 Floor Construction 12" OC with 5/8ths Decking	S	S	S	S
16" on Center Side Walls	S	S	S	S
16" on Center Raised Roof Truss System	S	S	S	S
R-7 Insulation - Roof, Walls	S	S	S	S
R-20 Floor (Arctic Package Only)	S	S	S	-
Fully Enclosed & Heated Underbelly (Models w/Slide)	S	S	S	-
Diamond Plate	S	S	-	S
Tinted Safety Glass	S	S	S	S
Roof Ladder	-	S	-	-
Laminated Fiberglass Sidewalls	-	-	S	-
Easy Ultralube Axles	S	S	S	S
Dual Battery Rack	S	S	S	-
Cambered chassis	S	S	S	S
50 Amp Service w/ Detachable Cord	-	-	S	-
Solar Prep	S	S	-	-
LED Light in Pass Through	S	S	-	-
Strutted Entry Door	S	S	-	S
Gray E-Coated Wheels	S	0	-	S
Backed for Ladder (N/A 220 & 240)	S	S	-	-
Flex Pex Tubing with 10 Year Warranty	S	S	S	S
ENTERTAINMENT				
2 Exterior Speakers	S	S	S	S
2 Interior Speakers	S	S	S	S
AM/FM/CD/DVD Bluetooth MP3 Player	-	-	S	-
AM/FM Bluetooth w/ MP3 Player	S	S	-	S
Cable and Satellite Prep	S	S	S	S
Exterior TV Bracket	-	S	S	-

ECO-LITE TT = SPRINGDALE ECO-LITE TRAVEL TRAILERS
 SSR TT = SPRINGDALE SSR TRAVEL TRAILERS
 SPRINGDALE FW = SPRINGDALE FIFTH WHEELS

S STANDARD | 0 OPTIONAL | - NOT AVAILABLE

KITCHEN	ECO-LITE TT		SPRINGDALE FW	
	SSR TT	TT	FW	MINI
High Impact Acrylic Sink	S	S	S	S
High Rise Faucet	S	S	S	-
Steel Ball Bearing Drawer Guides	S	S	S	S
Residential Lighting in Slide	S	S	S	-
Spice Rack below sink	S	S	-	-
22" Oven with 3 Burner Cooktop	S	S	-	-
6.2 cu. ft. 110V LP Fridge	S	S	S	-
Microwave	S	S	S	S
Do More Dinette Table (Except 179, 189, 201, 220, 260)	S	S	S	-
Vented Range Hood w/Light	S	S	S	S
Sink Cover	S	S	S	-
Fabric Pleated Shades in Living Area	S	S	S	-
Stainless Steel Appliances	S	S	S	-
BED BATH & MORE				
Trifold Sofa	-	S	0	-
Outside Shower w/ Hot & Cold Water	S	S	0	-
Skylight Over Tub/Shower	S	S	-	-
8K BTU Air Conditioner	-	-	-	S
Forced Air DSI Furnace w/Thermostat	S	S	S	-
6 Gal. Gas/Electric DSI Water Heater	S	S	S	-
55 amp Converter	S	S	S	-
Water Heater Bypass	S	S	S	-
LED Overhead Lighting	S	S	S	S
Jack Knife Sofa Bed (N/A 179, 202, 212, 258)	S	-	-	S
Black Tank Flush	S	S	S	S
Adjustable Power Awning w/LED Lights	S	S	S	-
Manual Patio Awning	-	-	-	S
Porcelain Foot Flush Toilet	S	S	-	-
RG6 Cable and Satellite Wiring	S	S	S	S
Large Medicine Cabinet	S	S	S	S
Full Strutted Storage under Master Bed	S	S	S	-
Monitor Panel	S	S	S	S
Reversible Dinette Cushions	S	S	S	S
Laundry Chute (Most Models)	S	S	-	-
SAFETY				
Fire Extinguisher	S	S	S	S
Smoke Detector	S	S	S	S
LP Detector	S	S	S	S
CO Detector	S	S	S	S
Safety Chains	S	S	S	S
Emergency Brake-a-way switch	S	S	S	S
OPTIONS				
Power Tongue Jack	-	0	-	-
Aluminum Rims	-	0	0	-
LED Television	-	0	0	-
15K BTU A/C	-	0	0	-
Spare Tire	0	0	0	0

DECOR OPTIONS / AWARDS



ONLY BRAND IN SEGMENT TO RECEIVE AWARD IN 2016!



SPRINGDALE HAS EARNED MULTIPLE RVDA DEALER SATISFACTION INDEX AWARD

STAY IN TOUCH



Springdale & Summerland are always just a touch away. You'll find 360 virtual tours, location of your nearest dealer, photos, videos and all of the latest information about Springdale & Summerland. Everything you need can be accessed anytime, day or night, from home or on the road. You can also find us on the Keystone RV Facebook.

Springdale

by Keystone 



TRAVEL TRAILERS • FIFTH WHEELS • SINGLE AXLE TRAVEL TRAILERS



PURCHASING YOUR RV LOCALLY

It's up to you where you purchase your new Springdale, but may we suggest your local dealer? Not only does it help your local economy and provide jobs, but it will also give you an opportunity to develop a service relationship with someone that will come to know you and your coach. Congratulations on finding the best built, best equipped and best value in the industry. Happy travels!

YOUR LOCAL DEALER IS:



FEBRUARY 2017



**Keystone RV
Company**

WWW.KEYSTONERV.COM
574.535.2100 • 2642 HACKBERRY DRIVE
P.O. BOX 2000 • GOSHEN, IN 46527



Go RVing.

DISCLAIMER: Product information is as accurate as possible as of the date of publication of this brochure. All features, floor plans, and specifications in this brochure are subject to change without notice. Please also consult Keystone's web site at www.keystonerv.com for more current product information and specifications. Tow Vehicle Disclaimer. CAUTION: Owners of Keystone recreational vehicles are solely responsible for the selection and proper use of tow vehicles. All customers should consult with a motor vehicle manufacturer or their dealer concerning the purchase and use of suitable tow vehicles for Keystone products. Keystone disclaims any liability or damages suffered as a result of the selection, operation, use or misuse of a tow vehicle. KEYSTONE'S LIMITED WARRANTY DOES NOT COVER DAMAGE TO THE RECREATIONAL VEHICLE OR THE TOW VEHICLE AS A RESULT OF THE SELECTION, OPERATION, USE OR MISUSE OF THE TOW VEHICLE. *Length is defined as the distance from the centerline of hitch pin/coupler to rear bumper of trailer.

A BETTER WAY TO CAMP | WWW.KEYSTONERV.COM/SPRINGDALE