

Reflection

GRAND DESIGN
RECREATIONAL VEHICLES



A Celebration of Luxury, Value and Towability!


GRAND DESIGN
RECREATIONAL VEHICLES



MID-PROFILE FIFTH WHEELS



337RLS



303RLS



317RST



337RLS



323BHS



323BHS

KEY FEATURES

- 16k Equivalent "Whisper Quiet" AC
- Arctic Four Seasons Protection Package
- Best-In-Class Tread-Lite Aluminum Entry Steps
- Life Size Residential Pantry w/ Adjustable Shelving
- Solid Surface Countertops
- All-in-One Heated Docking Station
- Power Awning w/Built in LED Light
- Unobstructed Pass-Thru Storage Area



SUPER-LITE FIFTH WHEELS



KEY FEATURES (Super Lite & Travel Trailers)

- 16k Equivalent "Whisper Quiet" AC
- Arctic Four Seasons Protection Package
- Best-In-Class Tread-Lite Aluminum Entry Steps
- Solid Surface Countertops
- All-in-One Heated Docking Station
- EZ Winterize And Siphon Fill Feature
- Power Awning w/Built in LED Light
- Unobstructed Pass-Thru Storage Area

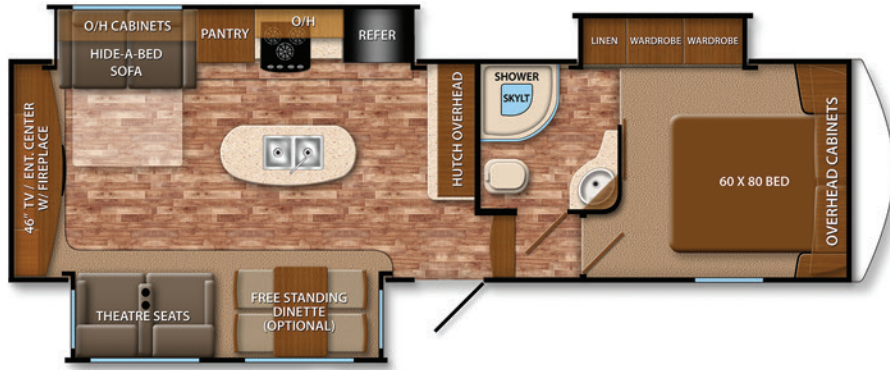


TRAVEL TRAILERS



293RES

UVW: 9120 lbs.
 Hitch: 1625 lbs.
 Length: 31' 9"
 Height: 11' 11" (Overall)
 Capacities: 60gal. Fresh Water
 75gal. Gray Water
 43gal. Waste



303RLS

UVW: 9215 lbs.
 Hitch: 1660 lbs.
 Length: 32' 11"
 Height: 11' 11" (Overall)
 Capacities: 60gal. Fresh Water
 75gal. Gray Water
 43gal. Waste



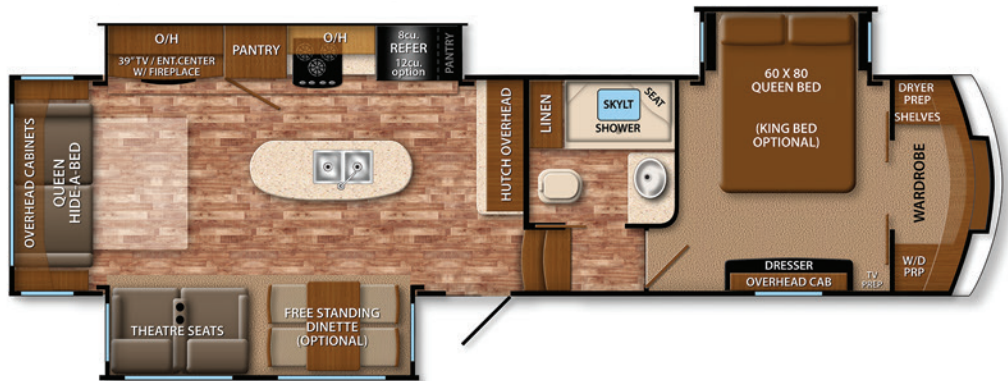
317RST

UVW: 10,138 lbs.
 Hitch: 2028 lbs.
 Length: 34' 11"
 Height: 12' 4" (Overall)
 Capacities: 60gal. Fresh Water
 75gal. Gray Water
 43gal. Waste



337RLS

UVW: 10,570 lbs.
 Hitch: 2090 lbs.
 Length: 36' 1"
 Height: 12' 4" (Overall)
 Capacities: 60gal. Fresh Water
 75gal. Gray Water
 43gal. Waste



323BHS

UVW: 10,708 lbs.
 Hitch: 1980 lbs.
 Length: 37' 4"
 Height: 12' (Overall)
 Capacities: 60gal. Fresh Water
 75gal. Gray Water
 43gal. Waste





SUPER-LITE FIFTH WHEELS

Reflection

GRAND DESIGN
RECREATIONAL VEHICLES

27RL

UVW: 7998 lbs.
 Hitch: 1516 lbs.
 Length: 30' 11"
 Height: 11' 11" (Overall)
 Capacities: 60gal. Fresh Water
 75gal. Gray Water
 43gal. Waste



29RS

UVW: 8356 lbs.
 Hitch: 1476 lbs.
 Length: 30' 11"
 Height: 11' 11" (Overall)
 Capacities: 60gal. Fresh Water
 75gal. Gray Water
 43gal. Waste



TRAVEL TRAILERS

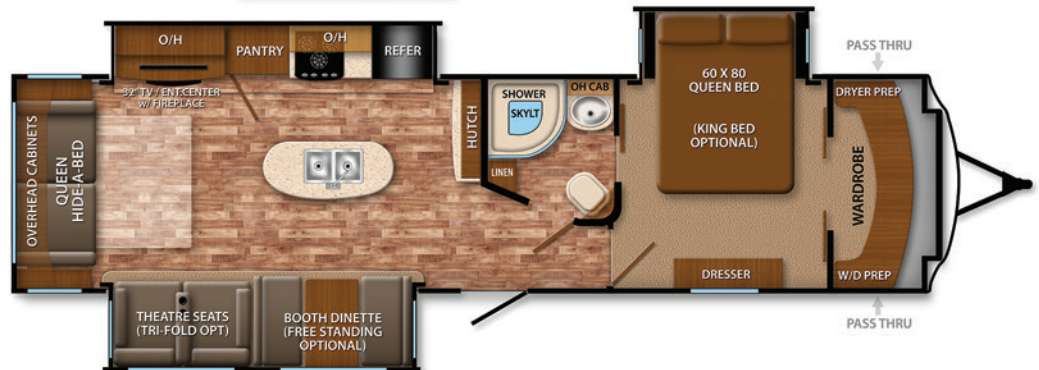
308BHTS

UVW: 8348 lbs.
 Hitch: 940 lbs.
 Length: 36' 7"
 Height: 11' 4" (Overall)
 Capacities: 60gal. Fresh Water
 75gal. Gray Water
 43gal. Waste



313RLTS

UVW: TBD
 Hitch: TBD
 Length: TBD
 Height: 11' 4" (Overall)
 Capacities: 60gal. Fresh Water
 75gal. Gray Water
 43gal. Waste



REFLECTION STANDARDS & OPTIONS

EXTERIOR STANDARDS

- Aerodynamic Front Cap with Max Turn Radius
- Marine Grade LED Hitch Light (FW)
- LED "Night Lights" under bedroom slide floor (FW)
- EQUA FLEX Rubberized Suspension
- "Correct Track" Axle Alignment System
- Aluminum Wheels w/ E-Rated Tires
- 80% Tint Radius Safety Glass Windows
- Battery Kill Switch in Pass Thru Storage Area
- Extended Pin Box (FW)
- 30# LP Bottles (2)
- 30" Radius Entry Door
- Outside Speakers
- Outside Shower
- Factory Installed Roof Ladder
- Under Carriage Spare Tire & Carrier
- Hi Capacity Water Pump w/Interior & Exterior Switch
- "EZ" Winterize Water Heater Bypass Valve
- "EZ" Siphon Fresh Water Fill Feature

INTERIOR STANDARDS

- Hand Rubbed Maple Cabinet Doors
- Solid Hardwood Drawer Fronts
- Louvered Tread Steps to Bedroom (FW)
- Solid Core Cabinet Stiles
- Predrilled and Screwed Cabinetry
- Ball Bearing Full Extension Drawer Glides
- Leather Tri-Fold Hide-a-Bed Sofa
- Leather Wall Hugger Theatre Seating
- Deep Overhead Cabinets in Slide Out
- Large Panoramic Slide Room Windows
- Premium Beauflor Flooring w/ 7 Year Warranty
- Ductless flooring Throughout Living Area
- Residential Style Window Treatment

CONSTRUCTION

- Gel Coated Tan Fiberglass Exterior
- Residential 5" Truss Rafters (16" O.C.)
- Walk On Roof Decking
- Fiberglass & Thermofoil Roof and Front Cap Insulation
- One Piece Roof Membrane w/12 Year Warranty
- Easy Access Low Point Drain Valves
- Extra Large Fresh Water Drain Valve
- Fresh Water Capacity - 60 Gallons
- Waste Water Capacity -43 Gallons
- Gray Water Capacity -75 Gallons

CONSTRUCTION Featuring

- Laminated Aluminum Framed Rear Wall (R-9)
- Laminated Aluminum Framed Side Walls
- Laminated Aluminum Framed Roof & End Walls in Slide Rooms
- Aluminum Framed Main Floor (R-30)
- Residential Wood Framed Roof (R-34)

KITCHEN

- Solid Surface LG Brand Countertops
- Gunstock Fixtures & Hardware
- Deep, 50/50 Kitchen Sink with 3.5" drains
- Hi Rise Kitchen Faucet w/Pullout Sprayer
- Residential Style Microwave
- Hardwood galley slide trim moldings & end caps

BATHROOM

- Neo Radius Shower Doors (N/A on Bedslides)
- WideView Skylight Over Shower
- Heat Duct & AC Vents in Bathroom
- Custom Designed Shower Pan & Surround
- Power Vent Fan
- Extra Large Lav Top with Acrylic Sink
- Large Medicine Cabinet with Mirror

BEDROOM

- King Size Wardrobe
- Black Label Pillowtop Mattress
- Oversized Underbed Storage with Struts
- Residential Bedspread
- Bedroom Heat Registers
- Closeable A/C Vents
- TV & Cable Prep

ENDLESS SUMMER PACKAGE (MANDATORY)

- Premium Construction
- Residential Cabinetry
- Solid Surface Countertops
- Aluminum "Tread Lite" Entry Steps
- Metal Slam Baggage Doors w/Magna Latch
- 16k Equivalent Ducted "Whisper Quiet" Air Conditioner (Racetrack Ducting System)
- 8cu Double Door Refrigerator
- 17.8 Gal/Hr. Quick Recovery Water Heater
- Porcelain Toilet w/Foot Pedal Flush
- Hi Rise Faucet w/Pullout Sprayer
- Universal All-In-One Docking Station
- Black Tank Flush
- Radius Fireplace

POWER PACKAGE (MANDATORY)

- One Touch® Electric Awning w/LED Light
- One Touch® Electric Front Stabilizer Jacks
- AM/FM/CD/DVD/Bluetooth Stereo System
- Hi Definition LED Television (Living Area)
- 50 AMP Electrical Service
- Wired & Framed For 2nd A/C in Bedroom
- Detachable Power Cord w/LED Light
- Power Rear Stabilizer Jacks



ARCTIC FOUR SEASONS PROTECTION PACKAGE

- 35k BTU High Capacity Furnace
- Double Insulated Roof & Front Cap
- Thermofoil Wrapped Frame & Subfloor (beneath main holding tanks)
- Heated & Enclosed Underbelly
- Ducted Heat to Pass Thru Storage Area (FW)
- Heated & Enclosed Dump Valves (FW)
- Zero Degree Extended Season Enjoyment

OPTIONS

- Free Standing Table & Chairs
- Dual Pane Windows
- Swivel Rocker Recliners (293RES)
- 2" Receiver Hitch (Mandatory)
- Outside Ent. Package (29RS & 317RST Only)*
- 12cu ft. Refrigerator (Bedside Models Only)
- 60" Tri-Fold IPO Theatre Seating (Bunk Models)



Because of our commitment to continuous product improvement, Grand Design RV reserves the right to change components, standards, options, specifications, and materials without notice and at any time. Photos may show optional equipment which may not be included in the standard purchase price of the featured unit. Be sure to review current product details with your local dealer before purchasing.

* Mandatory Option on Select Models

Your Local Dealer is:



www.GrandDesignRV.com

11333 County Road 2
Middlebury, IN 46540
574-825-8000